



Approaching the Banff springs, at the end of /405 Spray Ave, the Main loading dock is on the left before the front lobby, (shortly after the tennis courts). Take the 2nd right after turning do not enter the road to the lobby, that is one way – do watch for traffic exiting that road.




Exhibitors need to unload and take goods to their booth, (there is an elevator to reach the show floor), move their vehicle to valet or parking, and return to set up their display.

At tear down, please pack up, and then bring your vehicle to load after your display is packed and ready to load. There is not space for vehicles to remain at the dock other than to load and unload.

ITEMS OVER 96" LONG 53" WIDE OR 79" TALL **DO NOT FIT IN ELEVATOR** TO REACH THE SHOW FLOOR. PLAN TIME TO UNPACK CRATES AND LOAD ITEMS IN ON CARTS TO MOVE UP THE ELEVATOR UNCRATED.

Please move your vehicle to the **valet**  pay lot, or the parkade 

 There is street / free upto 4 hours parking back up Spray Ave, on the right.

