

BOOTH SPECS & LIMITATIONS

RULES AND REGULATIONS

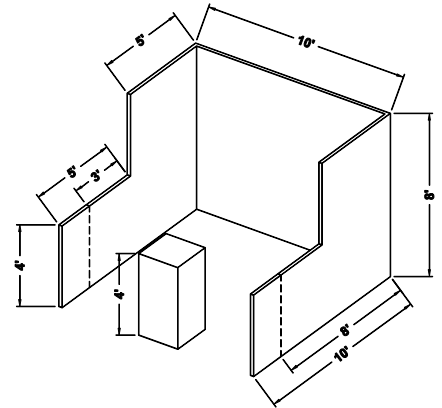
STANDARD BOOTH (Available at all PPPC Trade Shows)

Definition: One or more standard units in a straight line. Each unit space is 10' X 10'. General rules all apply.

Height of booths:

All booths will be confined to a maximum back wall height of 8' (2.44m) except for booths placed on a perimeter wall and for whom the exhibitor has requested extended height privileges (available at the National Convention Trade Show only). Sidelines must not exceed 4' (1.22m) high. 8' (2.44m) high side wall portions will be permitted only if they are within 5' (1.52m) of the backline.

Intent: To provide reasonable sightline to the neighbouring exhibitors. Any portion of an exhibit extending above the 8' (2.44m) high draped booths background will detract from the overall impact of the exhibit directly behind that booth regardless of how the rear of the offending exhibit is finished.



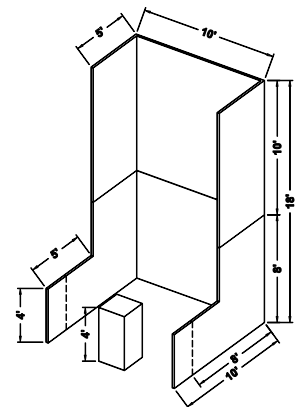
PERIMETER WALL BOOTH (Available at all PPPC Trade Shows)

Definition: Standard booth located on the outer perimeter wall of the floor plan.

Height of booths: Exhibit back wall and materials over 8' (2.44m) in height will be permitted in perimeter wall booths if the exhibitor has requested, and paid, for extended height privileges (available at the National Convention Trade Show only). Maximum height permitted; 18' (5.49m).

Intent: Since the outer perimeter booths are not backed up against another exhibitor's booth, display back walls and materials over 8' (2.44m) will not interfere with or distract from any other exhibit booth.

Note: Exhibitors considering a perimeter wall booth in order to take advantage of the extra height permitted should design their exhibit so that it can be used in future shows even if a perimeter wall space is not available.

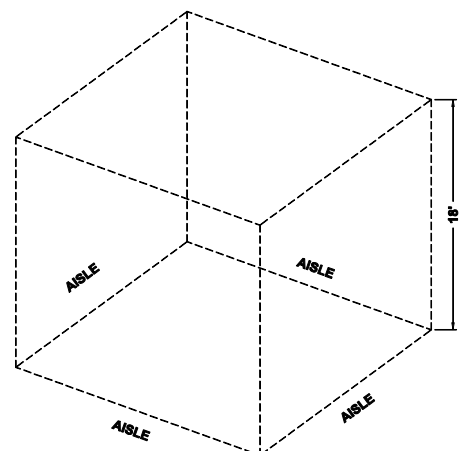


ISLAND BOOTH (Minimum of 4 units and available at the National Trade Show only)

Definition: When an exhibit occupies a booth configuration of four or more spaces placed at least 10 lineal feet away from any other exhibitor.

Height: Because Island Booth exhibitor has no immediate neighbours, height of walls, structures, showcases and displays are not limited to the specs outlined under other booth type descriptions. While an Island Booth exhibitor has more flexibility with height and signage, such privileges must be requested, and paid for, prior to show set-up. Maximum height permitted; 18' (5.49m) – Maximum sign width permitted 20' (3.05m).

Intent: Allow an Island booth exhibitor to take advantage of the visibility and access from all four sides of the booth.



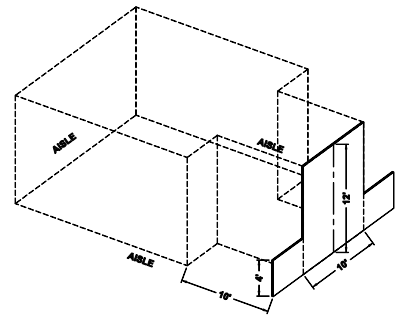
PENINSULA BOOTHS ARE NO LONGER PERMITTED

Definition: When an exhibit occupies two ends of an aisle.

Height: When an exhibit occupies two corner booths, back to back, the back wall of this space, being the neighbour's side wall, shall extend only 5' (1.52m) each way from the established center line of the exhibit space at 8' (2.44m) high. Wing panels or counters shall not exceed 48" in height.

Intent: Allow a clear sight line to the booths behind that space. Your back is your neighbour's side.

General rules all apply



GENERAL RULES - Apply to all types of booths

I. Canopies or false ceilings:

Exhibitors using canopies or false ceilings over their exhibit may use vertical supports up to 3" (7.62cm) in width in the corner of their space. Vertical supports, which are strictly decorative and create a disadvantage for a neighbouring booth, will not be permitted.

Intent: To provide reasonable sightline from aisle to all exhibitors.

II. Fixtures and/or showcases:

All display fixtures and or showcases over 4' (1.22m) in height and placed within 10 linear feet (3.05 m) of an adjoining exhibit, must be confined to that area of the exhibitor's space which is within 5' (1.52m) of the backline. Display units and items of 8' (2.44m) or more in height must be placed 10 linear feet (3.05m) away from a neighbouring exhibit and approved by show management. An extended height privilege charge (see price structure on registration form) applies for fixtures and showcases, which exceed 8' (2.44m) in height to a maximum of 12' (3.66m).

Intent: Each exhibitor is entitled to a reasonable sightline from the aisle regardless of the size of his exhibit. Exhibitors with larger space (30 lineal ft. (9.15M)) should also be able to effectively use as much of the total floor space as possible as long as they do not interfere with the rights of others. The limitation on display fixtures over 4' (1.22m) and within 10 lineal feet (3.05m) of a neighbouring exhibit meets both of these aims.

III. Demonstrations and or entertainment:

Do not place your demonstration areas on the aisle line of your exhibit. Leave space within your own exhibit area to absorb the majority of the crowd. Should spectators interfere with the normal traffic flow in the aisle, the Show Management will have no alternative but to request that you limit or eliminate the presentation.

Intent: Aisles are the property of all the exhibitors and must not be obstructed at any time.

IV. Sound:

The use of sound systems, machinery or equipment producing sound is an exception to the rule, not a right. Police your own booth to be sure the noise level from any demonstrations is kept to a minimum and does not interfere with others. Show Management reserves the right to determine at what point sound constitutes interference with others and must be discontinued.