


10' x 10' Booth Layout Grid for Slatwall Shelf Placement


All orders are governed by the GES Payment Policy and GES Terms & Conditions of Contract as specified in this Exhibitor Services Manual.


ASTRA's Marketplace & Academy 2019
David Lawrence Convention Center
June 10 - 12, 2019

Form Deadline Date:
May 22, 2019

Plan View Diagram

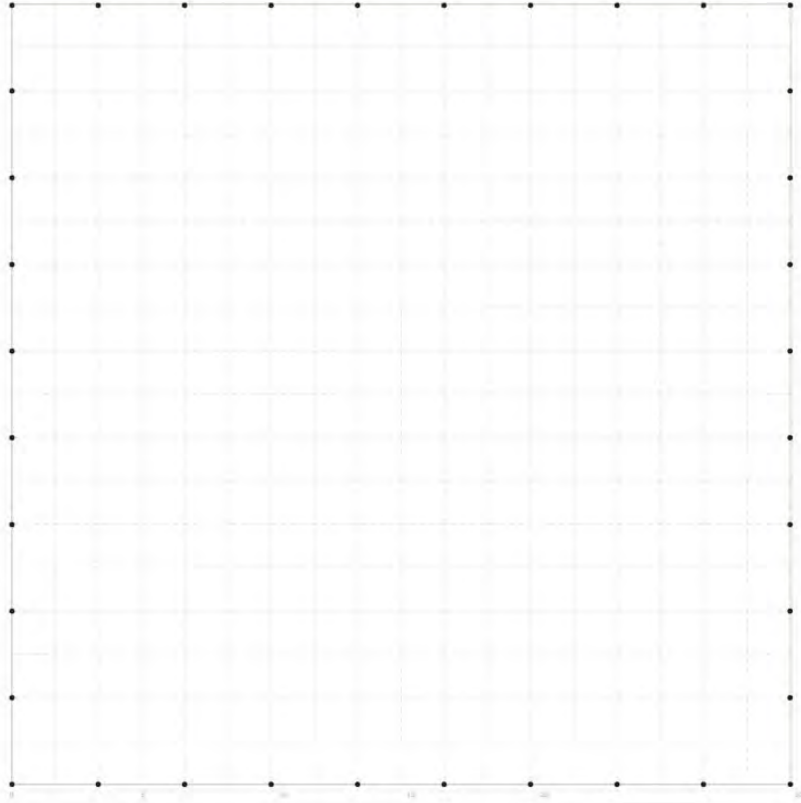
Wall Panel


Slat Wall Panel - White


Wirewall Panel


notes:

Aisle number or adjacent booth number _____



Aisle number or adjacent booth number _____

Aisle number or adjacent booth number _____

Aisle number or adjacent booth number _____

Booth Layout Instructions

Please submit this Booth Customization sheet with your booth order to confirm proper setup. Indicate the location of the panel at which the shelves will be installed. Shelves are installed on the backwall at standard heights of 48" and 72" from the floor. Please indicate if you need the shelves installed at specific heights, using distance in inches from the floor for each shelf.

Design changes received after May 22, 2019 will incur labor charges.

All requests to move or remove shelves after this date will incur labor charges.

Shelf Placement

Indicate the location of the panel at which the shelves will be installed with the letter code from Shelf Placement Order Form.

Panel Color Options:

Please select from the following options to customize your booth. Wood grain panel is the default if another option is not indicated. (The following four colors are available at no extra charge.)

WG = Wood Grain
 GY = Grey
 BK = Black
 WH = White



Review and Return: Return to Fax: (866) 329-1437 • International Fax: (702) 263-1520

D-4 111918 Cstm 112618 083600741

