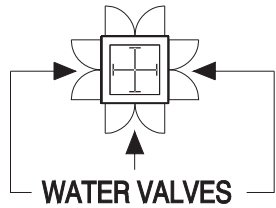


Chicago Auto Show

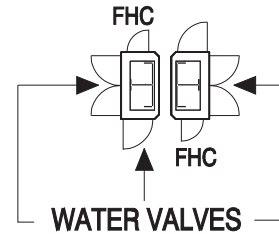
South Building Column and Access Definitions

Every effort has been made to ensure that accuracy of all information contained on this floor plan. However, no warranties, whether expressed or implied, are made with respect to this floor plan. If the location of building columns, utilities or other architectural components of the facility is a consideration in the construction or use of an exhibit, it is the sole responsibility of the exhibitor to physically inspect the facility to verify all dimensions and locations. © GES Exposition Services 2006



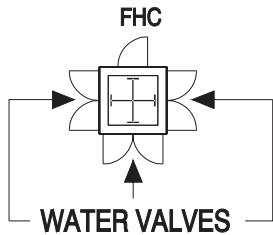
COLUMN TYPE A

COLUMN W/O FIRE HOSE CABINET
ALL DOORS OPEN 42"
EAST SIDE - NO ACCESS REQUIRED
NORTH, SOUTH & WEST SIDES -
WATER VALVES (LIMITED ACCESS)
FIRE STROBE ON EACH SIDE OF
COLUMN (9'8" HIGH FROM THE FLOOR)



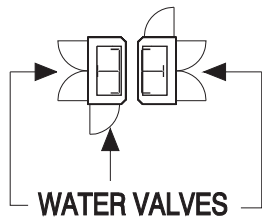
COLUMN TYPE D

SLIT COLUMN W/ FIRE HOSE CABINET (FHC)
ALL DOORS OPEN 42"
NORTH SECTION
EAST SIDE - FHC (TOTAL ACCESS)
WEST & NORTH SIDE -
WATER VALVES (LIMITED ACCESS)
SOUTH SECTION
EAST & SOUTH SIDE -
WATER VALVES (LIMITED ACCESS)
WEST SIDE - FHC (TOTAL ACCESS)
FIRE STROBE ON EACH SIDE OF
COLUMN (9'8" HIGH FROM THE FLOOR)



COLUMN TYPE B

COLUMN W/ FIRE HOSE CABINET (FHC)
ALL DOORS OPEN 42"
EAST SIDE - FHC (TOTAL ACCESS)
NORTH, SOUTH & WEST SIDES -
WATER VALVES (LIMITED ACCESS)
FIRE STROBE ON EACH SIDE OF
COLUMN (9'8" HIGH FROM THE FLOOR)



COLUMN TYPE C

SLIT COLUMN W/O FIRE HOSE CABINET
ALL DOORS OPEN 42"
NORTH SECTION
EAST SIDE - NO ACCESS REQUIRED
WEST & NORTH SIDE -
WATER VALVES (LIMITED ACCESS)
SOUTH SECTION
EAST & SOUTH SIDE -
WATER VALVES (LIMITED ACCESS)
WEST SIDE - NO ACCESS REQUIRED
FIRE STROBE ON EACH SIDE OF
COLUMN (9'8" HIGH FROM THE FLOOR)

FHC ACCESS

TOTAL ACCESS: Entire door must be completely clear to nearest aisle in a direct line and completely visible at all times.

WATER VALVES ACCESS

LIMITED ACCESS: No impediments or obstructions may be placed within the 42" clearance area which prohibit the column doors from opening quickly and completely (42"). Lightweight items such as chairs, easels, etc. are permissible as well as drapes provided they can be moved quickly by one person, and do not prevent the doors from fully opening.

NOTE: All walls, cabinets, panels, doors, and FHC require TOTAL ACCESS. All other requires limited access. All air diffusers and vents in walls must be remain totally accessible.