


Booth Layout - Plumbing


All orders are governed by the GES Payment Policy and GES Terms & Conditions of Contract as specified in this Exhibitor Services Manual.


American Library Association Annual Conference & Exhibition
McCormick Place
June 23 - 26, 2017


Form Deadline Date:
May 31, 2017


Company Name _____ Email _____ Phone Number _____ Booth Number _____

 Water Connection

 Vent Location
Size of Duct _____

 Drain Location

 Compressed Air Location

 Gas Connection
Type & Description of Gas _____



Form Tips:

- Use bold lines to indicate the outline of your booth.
- If this grid scale is too small for easy drawing return a separate sheet indicating booth layout.

Step 1. Booth Information

Each square is _____ feet square since my booth is _____ feet wide by _____ feet long.

Back Adjacent Booth or Aisle Number: _____

Right Side Adjacent Booth or Aisle Number: _____

Left Side Adjacent Booth or Aisle Number: _____

Front Adjacent Booth or Aisle Number: _____

Step 2. Draw Your Booth Layout

Front of Booth

Review and Return: Return to Fax: 866.329.1437 • International Fax: 702.263.1520

K-4 110515 123016 071600362

