

Booth Layout - Electrical

All orders are governed by the GES Payment Policy and GES Terms & Conditions of Contract as specified in this Exhibitor Services Manual.

The Temps At Total Home & Gift Market - Market Hall Main Hall
 Dallas Market Center - World Trade Center
 June 20 - 23, 2019

Form Deadline Date:
 May 31, 2019

Company Name _____ Email _____ Phone Number _____ Booth Number _____


Show Site Contact


Show Site Email


Show Site Phone Number

 Main Drop Location

 120 V _____ AMPS

 208 V Single Phase _____ AMPS

 208 V Three Phase _____ AMPS

 480 V Three Phase _____ AMPS



Tips

Form Tips:

- Use bold lines to indicate the outline of your booth.
- As a check and balance, please be sure the power allotted on the booth layout form matches the outlet(s) ordered on the Electrical Outlets Order Form. Each power distribution point should have a minimum of 5 amps. No bulking of power is allowed.
- Notate any 24 hour power requirements on the booth layout, i.e.refrigerator, uninterrupted power equipment.
- If this grid scale is too small for easy drawing return a separate sheet indicating booth layout.
- Return multiple booth layouts if necessary. Can be submitted through PDF or CAD.

Step 1. Booth Information

Each square is _____ feet square since my booth is _____ feet wide by _____ feet long.

Step 2. Draw Your Booth Layout

Back of Booth Number (indicate adjacent booth or aisle number: _____)

Please note the following requirements must be met in order for Booth Layout to be accepted:

- Orientation listed
- Main Drop Location (MDL) listed
- Power distribution points listed
- Readable/Legible

Indicate Adjacent Booth or Aisle Number:

Indicate Adjacent Booth or Aisle Number:

Front of (indicate adjacent booth or aisle number: _____)

Review and Return: Return to Fax: (866) 329-1437 • International Fax: (702) 263-1520

020719 042500717

E-5 011819

