

CUSTOM BUILD BOOTH APPROVAL FORM

Deadline: May 17, 2024

Exhibitors who plan to build a custom booth must submit this form with complete scale drawings, both concept and construction, indicating all dimensions including applicable setback requests to **SEMICON West by May 17, 2024** for approval. Below is a listing of all booth configurations:

- Linear Booth
- Corner Booth
- Perimeter Booth
- End-cap Booth
- Peninsula Booth
- Split Island Booth
- Island Booth

Refer to following pages of this document to review the rules and regulations that apply to your booth configuration. Please complete this form and submit with floor plans that detail:

- Side, overview and 3-dimensional perspectives are recommended.
- The booth layout does not have to be professionally made; however, it **MUST** include the following information:
 - Indicate the height, width and length measurements of all panels, towers, headers, backwalls and side returns.
 - Indicate if it is a 2 story or covered booth.

Email to semiconwest@semi.org with subject line SW24 Custom Build Booth Approval

*Penalty: Failure to submit a Booth Approval Form by **May 17, 2024** may prohibit construction of exhibit.*

BOOTH CONFIGURATION

- | | |
|--|---|
| <input type="checkbox"/> Linear Booth | <input type="checkbox"/> End-cap Booth |
| <input type="checkbox"/> Corner Booth | <input type="checkbox"/> Peninsula Booth |
| <input type="checkbox"/> Perimeter Booth | <input type="checkbox"/> Split Island Booth |

EXHIBITING COMPANY INFORMATION

Exhibiting Company

Official Contact

Telephone

Mobile

Email Address

Booth Number

Booth Dimensions

Total Height of Exhibit (including hanging sign if permitted)

Exhibitor Appointed Contractor EAC Contact

EAC Telephone

EAC Email Address

ADDITIONAL INFORMATION

1. Will your booth have a hanging sign? (Permitted for Peninsula, Split Island and Island Booths Only) ☐ Yes ☐ No
2. Are your shared walls (backwall or side walls) clean and free of branding on the side shared with another exhibitor booth? ☐ Yes ☐ No
3. Your Exhibit will be sent to: ☐ Warehouse ☐ Direct to Showsite

I have read, understand, and agree to the SEMICON West Rules & Regulations pertaining to booth design and construction.

AGREED TO

Signature of Main Exhibit Contact

Date

RETURN THIS SIGNED FORM AND BOOTH DESIGN FLOOR PLAN TO:
SEMICONWEST@SEMI.ORG

Deadline: May 17, 2024. Please allow 14 business days for processing.

FOR SEMICON WEST USE ONLY – PLEASE DO NOT WRITE IN THIS AREA

Date Received

Response to Exhibiting Company

Approved:

☐ Yes

☐ No

As noted:

Reviewed by:

Signature of SEMI Contact

Date

GUIDELINES FOR DISPLAY RULES & REGULATIONS

LINE OF SITE RULES & REGULATIONS

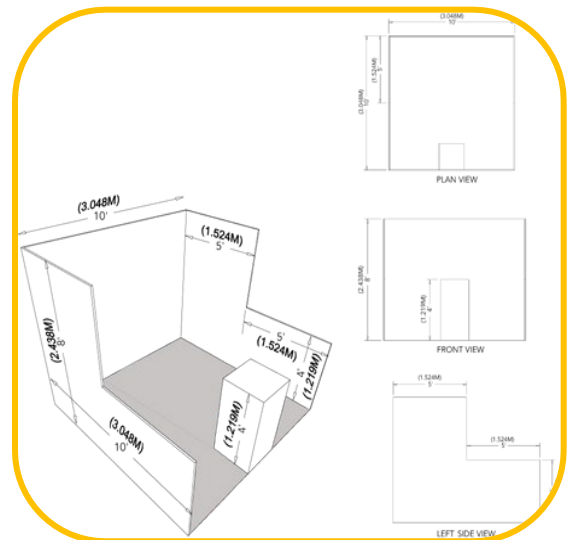
SEMICON West has Height Limits & Line-of-Sight Rules that are strictly enforced. Line-of-Sight display rules provide restrictions on certain areas of booths to allow attendees to view neighboring booths in their line of sight as they walk the floor. There are a variety of booth types, and each one is addressed below with specific insight on how to implement Line-of-Sight Regulations.

Linear Booth

The ability to have products or services easily seen by attendees as they walk the aisles is essential to all exhibitors, and that is the basis for including a Linear Booth Line-of-Sight setback rule. Linear Booths, also called “in-line” booths, are generally arranged in a straight line and have neighboring exhibitors on their immediate right and left, leaving only one side exposed to the aisle.

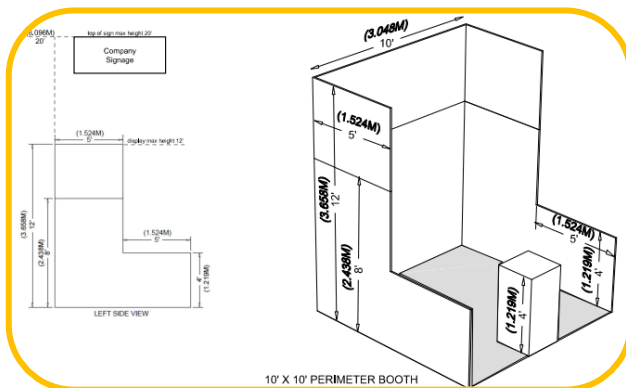
Dimensions

For purposes of consistency and ease of layout and/or reconfiguration, floor plan design in increments of 10ft (3.05m) has become the de facto standard in the United States. Therefore, unless constricted by space or other limitations, Linear Booths are most commonly 10ft (3.05m) wide and 10ft (3.05m) deep, i.e. 10ft by 10ft (3.05m by 3.05m). A maximum back wall height limitation of 8ft (2.44m) is generally specified to prevent display materials from imposing on neighboring exhibits behind the back wall.



Corner Booth

A Corner Booth is a Linear Booth at the end of a series of in-line booths with exposure to intersecting aisles on two sides. All other guidelines for Linear Booths apply.



PERIMETER BOOTH

A Perimeter Booth is a Linear Booth that backs up to an outside wall of the exhibit facility rather than another booth.

Dimensions & Use of Space

All guidelines of Linear Booth Apply except that the typical maximum back wall height for Perimeter Booths is 12ft (3.66m).

NOTE

Refer to your contract to if your booth is a “raw” booth or “pipe and drape package” booth. Exhibitors are required to adhere to Union Guidelines. No overhead hanging signs allowed. Exhibitors are required to carpet their booth area.

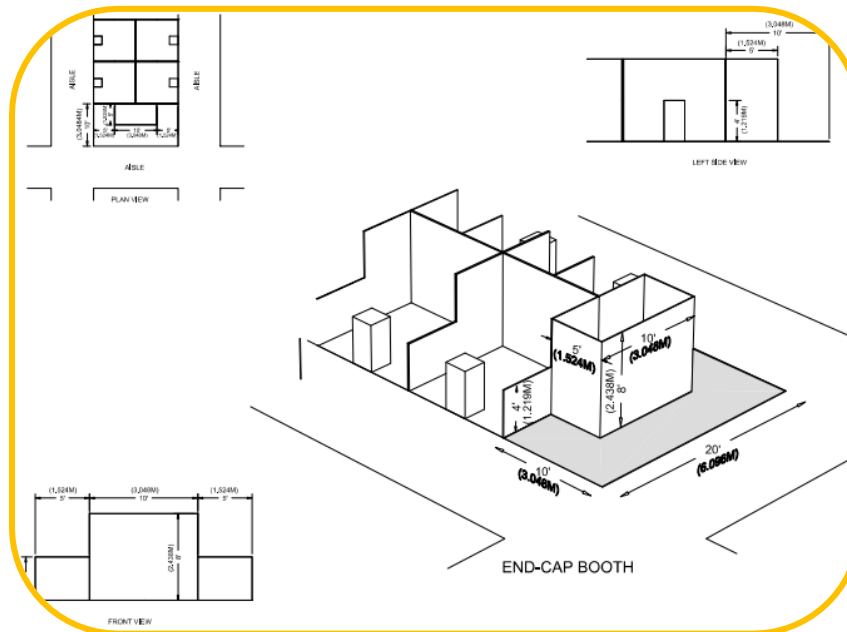
GUIDELINES FOR DISPLAY RULES & REGULATIONS

End-cap Booth

An End-cap configuration is essentially a Linear Booth placed in the position of a Peninsula or Split Island.

Dimensions and Use of Space

End-cap Booths are generally 10ft (3.05m) deep by 20ft (6.10m) wide. The maximum backwall height allowed is 8ft (2.33m) and maximum backwall width allowed is 10ft (3.05m) at the center of the backwall with maximum 5ft (1.52m) height on the two side aisles. Within 5ft of the two side aisles, the maximum height for any display materials is 4ft. The backside of display walls should be clean with no logos or branding. Hanging signs are prohibited.



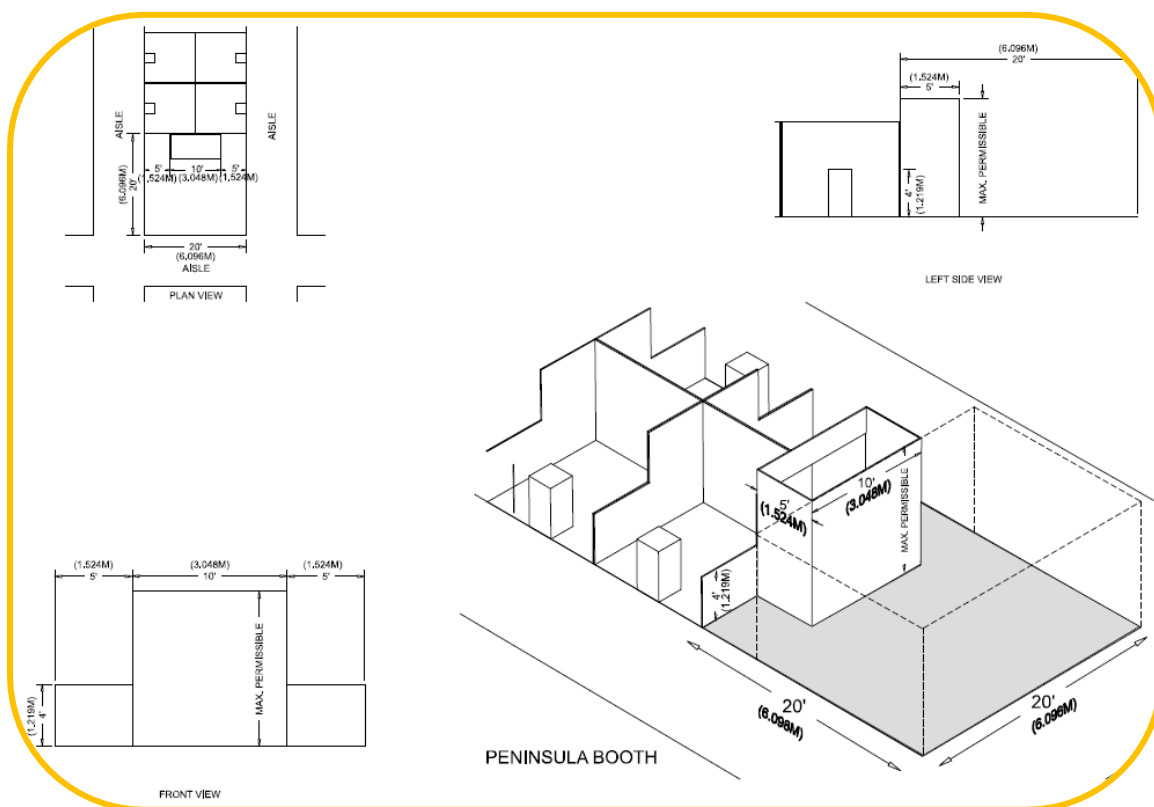
GUIDELINES FOR DISPLAY RULES & REGULATIONS

Peninsula Booth

A Peninsula Booth is exposed to aisles on three sides. There are (2) types of Peninsula Booths: (a) one which backs up to Linear Booths, and (b) one which backs to another Peninsula Booth which is referred to as a "Split Island".

Dimensions

A Peninsula Booth is usually 20ft by 20ft (6.10m by 6.10m) or larger. When a Peninsula Booth backs up to Linear Booths, the back wall is restricted to 4ft (1.22m) high within 5ft (1.52m) of each aisle, permitting adequate line of sight for the adjoining Linear Booths. Maximum height range allowance is 16ft (4.88m), including signage for the center portion of the back wall. **Double-sided signs, logos and graphics shall be set back ten feet (10') (3.05m) from adjacent booths.**



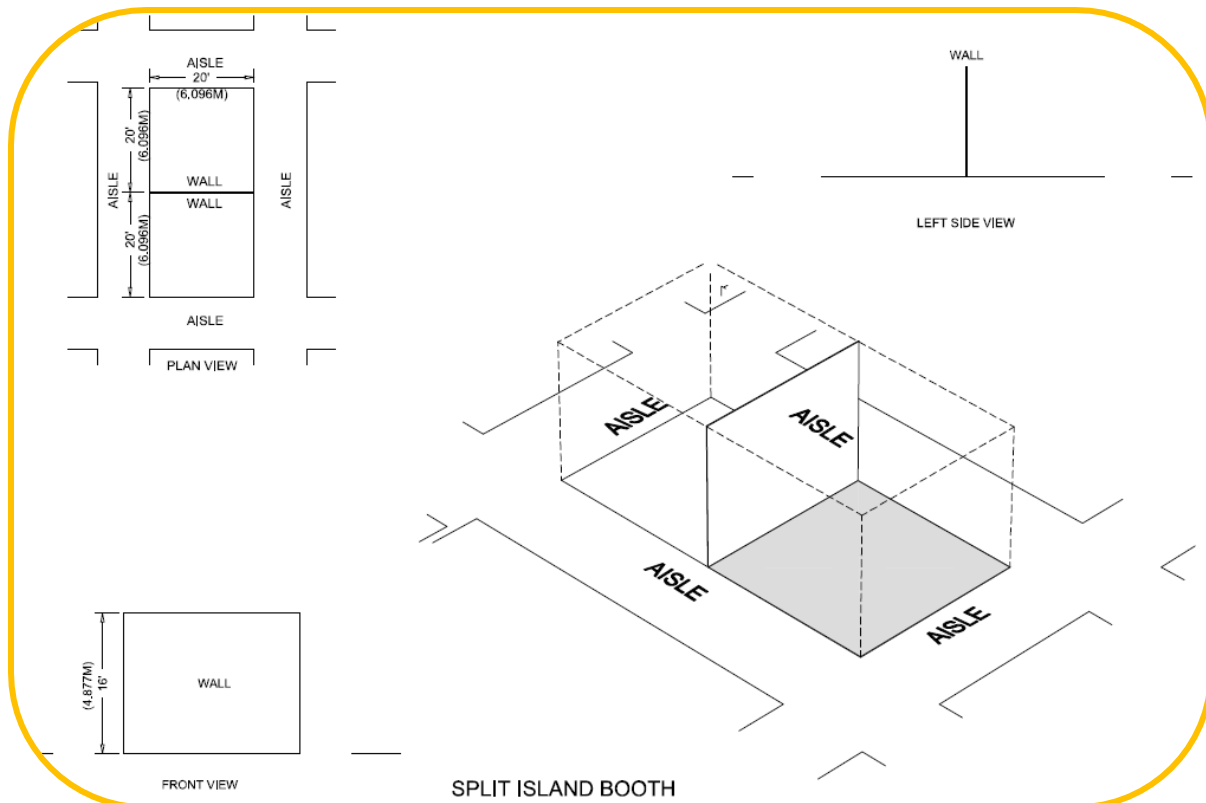
GUIDELINES FOR DISPLAY RULES & REGULATIONS

Split Island Booth

Split Island Booth is a Peninsula Booth which shares a common back wall with another Peninsula Booth.

Dimensions and Use of Space

The entire Cubic Content of this booth may be used, up to the maximum allowable height, without any back wall Line-of-Sight restrictions. The maximum height range allowance is 20ft (6.10m), including signage. The entire Cubic Content of the space may be used up to the maximum allowable height. **Double-sided signs, logos and graphics shall be set back 10ft (3.05m) from adjacent booths.**



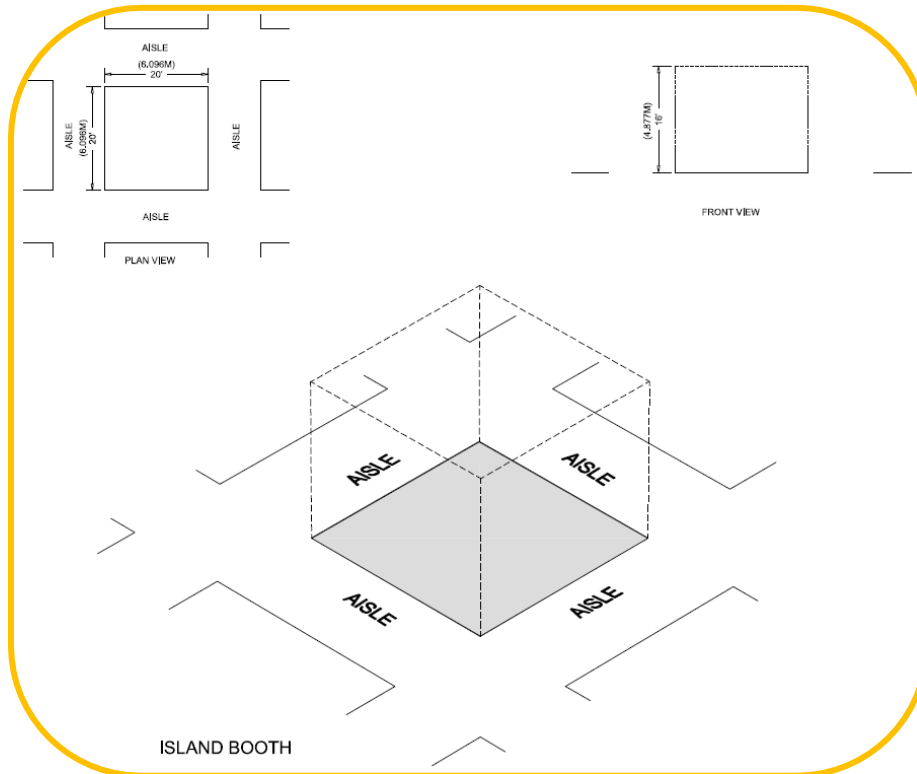
GUIDELINES FOR DISPLAY RULES & REGULATIONS

Island Booth

An Island Booth is any size booth exposed to aisles on all four sides.

Dimensions and Use of Space

An Island Booth is typically 20ft by 20ft (6.10m by 6.10m) or larger, although it can be configured differently. The entire cubic content of the space may be used up to the maximum allowable height, 20ft (6.10m), including signage.



Additional Information

- Exhibitors are required to adhere to Union Guidelines. Overhead signs are allowed (See hanging signs regulations).
- SEMICON West recommends that exhibitors contact GES to request a cost estimate for hanging signs.
- Any booth structure exceeding 16 feet in height is required to have an engineering certification stamp/seal on their booth plans. This plan must be in your booth and available for review by the Fire Marshal and or Show Management at all times.
- Machinery, equipment, or products cannot be shown on a raised/built-up platform or counter if they interfere with height limitations.