

HEIGHT LIMITS LINE-OF-SITE RULES

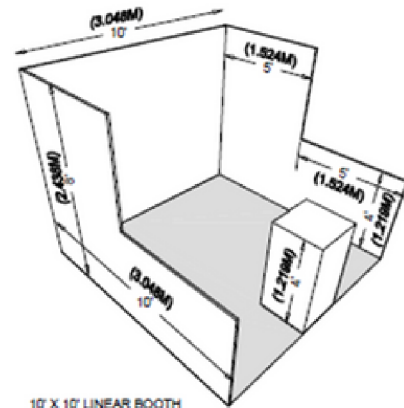
SEMICON[®] WEST
JULY 11-13, 2023 | MOSCONE CENTER, SAN FRANCISCO, CA

SEMICON West 2023

SEMICON West has Height Limits & Line-of-Site Rules that are strictly enforced.

LINEAR BOOTH

Linear Booths, also called “in-line” booths, are generally arranged in a straight line and have neighboring exhibitors on their immediate right and left, leaving only one side exposed to the aisle. Regardless of the number of Linear Booths utilized (10ft. x 10ft., 10ft. x 20ft. or 10ft. x 30ft. configuration) display materials should be arranged in such a manner so as not to obstruct sight lines of neighboring exhibitors. The maximum height of the backwall is 8ft (2.44m). The maximum height of 8ft (2.44m) is allowed for the side walls only in the rear half of the booth space, with a 4ft (1.22m) height restriction on all materials in the remaining space forward to the aisle.

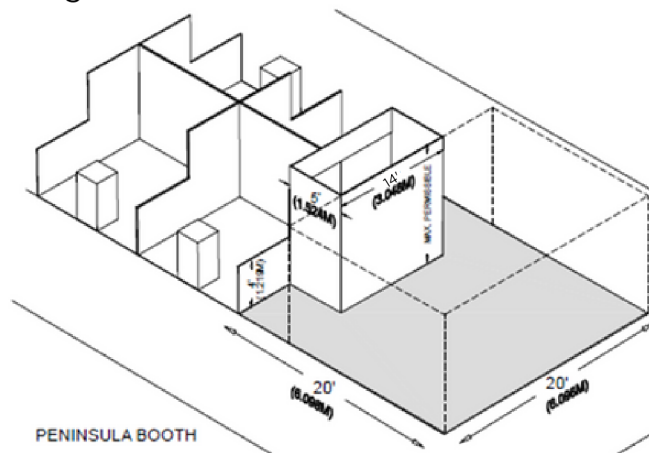


PENINSULA BOOTH

A Peninsula Booth is exposed to aisles on three sides and comprised of a minimum of four booths. There are 2 kinds of peninsula booths:

PENINSULA BOOTH

Peninsula Booths that back up to two Linear Booths (often referred to as “endcaps”) have a backwall height restriction of 4ft (1.22m) within 5ft (1.52m) of each aisle, permitting adequate line of sight for the adjoining Linear Booths. The center portion of the backwall can go up to the maximum allowance height of 14ft.



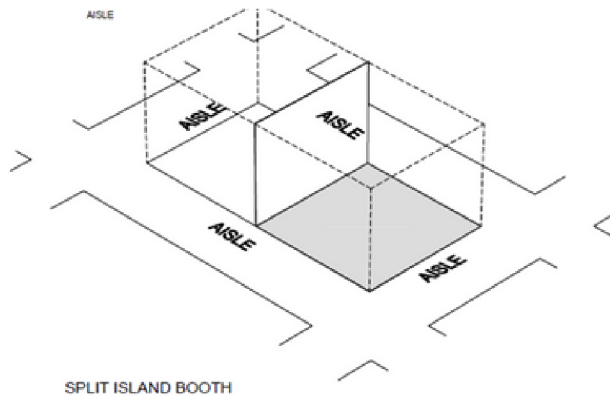
HEIGHT LIMITS LINE-OF-SITE RULES

SEMICON[®] WEST
JULY 11-13, 2023 | MOSCONE CENTER, SAN FRANCISCO, CA

PENINSULA BOOTHS CONT.

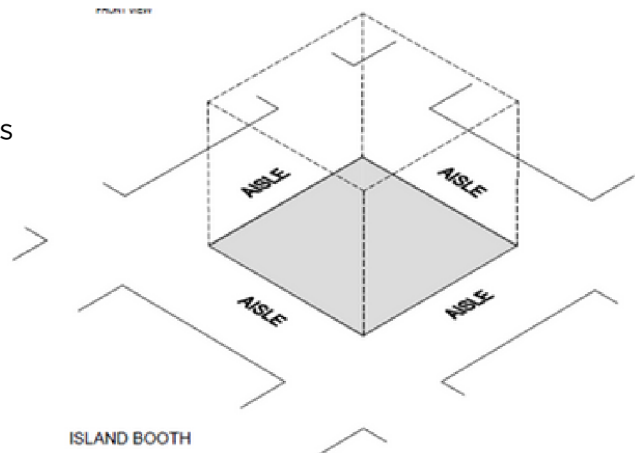
PENINSULA BOOTH

Split Island Booths (Peninsula Booth which shares a common back wall with another Peninsula Booth) may use the entire cubic content of the booth, up to the maximum allowable height of 20ft.



ISLAND BOOTH

An Island Booth is any size booth exposed to aisles on all four sides. Island Booth may use the entire cubic content of the booth, up to the maximum allowable height.



Maximum height for all island and split peninsula, including all booth elements such as truss and signage, is 20 feet/6 meters, with exceptions as noted on the floor plans. Please note: Each facility may have varying height limits, so modular booth construction is imperative.

Any booth structure exceeding 16 feet in height is required to have an engineering certification stamp/seal on their booth plans. This plan must be in your booth and available for review by the Fire Marshal and or Show Management at all times.

Machinery, equipment, or products cannot be shown on a raised/built-up platform or counter if they interfere with height limitations