

Exhibitor Sustainability Checklist

We aim for all of our events to be run in an environmentally and socially responsible way whilst seeking to inspire sustainable development in our markets.

We do this not only because more than 80% of our attendees tell us that they care that our events are run in a responsible manner, but because it is the right thing to do for our customers, colleagues, and the communities we serve.

We would like to encourage you to join our sustainability efforts by completing the 10 point checklist enclosed in this document.


By working together, we can make the event more memorable, meet our audience's expectations and reduce wasted time, resources, and costs.





Exhibitor Sustainability Checklist

10 things to remember





1 Ensure your stand is designed so that its structure will be used again by either yourself or by your contractors. 

2 For your travel and transport choose the most sustainable option possible for your journey to and from the event. Consolidate your shipments and use logistic companies that have sustainability credentials. 

3 Select energy efficient, LED lighting and other equipment for your stand and be sure to power down your equipment at the end of the day. 





4 Reduce paper handouts by going digital and source recycled, sustainably certified paper options where printing is needed. 


5 When purchasing promotional items, consider the amount you order, the environmental credentials of the materials they are made from, as well as whether they are useful giveaways that will be used long after the event is over. 



Want a supplier you can trust? We have developed long-term relationships with the most quality focused, reliable and responsive vendors in the industry. Our preferred partners can help you to exhibit sustainably and we encourage you to engage with them for any logistic, stand build, signage, lighting or accommodation needs you may have.

6 Help to support the sustainability of the local area by using local suppliers and considering the sustainability credentials of the hotels you book. 

7 Think about what waste your stand will create and try to minimize it as much as possible. For the unavoidable waste items, try to ensure it will be recycled. Key items to consider include signage, carpeting and packaging waste. 


8 Get involved with the numerous initiatives and conversations throughout the event which aim to help facilitate and inspire the sustainable development of your industry. 



9 Inspire the sustainable development of your industry by promoting your company's and your products' sustainability credentials. 



10 Ensure you and your contractor are aware of and compliant with all health, safety and security requirements. 

 Would you like to work with us on the sustainability of the event? Contact the event team or reach out to Informa's sustainability team for more information at sustainability@informa.com

Do you know what happens to your stand?

Have you ever considered what happens to your stand after the event? Although only used by a minority of our exhibitors, the use of single use, “build and burn” stands that only last a few days are a major source of waste. One single stand can create around 4 tonnes of waste. They also take longer to build, are more risky to plan and can contain a lot of hidden costs.

We would like to encourage every one of our exhibitors to join us in working towards the prevention of this unnecessary waste.

What is a disposable stand?

The structure of a stand (e.g. the walls) are made to be used only once, and is therefore demolished and disposed of at the end of the event.

What is a reusable stand?

The structure is made using a system designed for multiple uses and in different formats and sizes to suit the client's style. It can be owned by the client or most often rented from a contractor.

Benefits to building a non-disposable stand

1. Faster, cleaner and safer build with a more reliable timeline – no stress!
2. Reduced costs due to a lower waste bill and fewer labour hours
3. Higher quality look and feel for your stand
4. Demonstrates your company's commitment to sustainability with a lower environmental impact

How you can make a difference

When choosing your contractor, make sure they are using a process which allows them to use the structure of the stand time and again. Specify it in your tender and ask them to confirm what will happen to the stand after the show.