






**LOWE**

WORLDWIDE RENTAL SPECIALISTS



-  770 461 9001
-  Search: Lowe Rental USA
-  [info@loweusa.com](mailto:info@loweusa.com)

# Equipment Rental Catalog



## We Are Lowe.

Lowe is a global, innovative, ambitious and award winning refrigeration and catering equipment company. Established in 1977, Lowe has grown to be the largest globally recognized equipment company for the retail, exhibitions and events markets.

Lowe innovates in every aspect of its business. Developing first to market solutions for refrigeration, such as customizable long-term rental, in a cost conscious and environmentally sensitive retail environment ensures Lowe remains a global pioneer.

# Contents

01	<b>LoweHub</b>		05	<b>Frozen</b>	
	Brandable Exhibition Counter . . . . .	5		G Series Frozen . . . . .	34
02	<b>Refrigerated</b>			Kubo F . . . . .	35
	B Series . . . . .	6		K1T/K4TF . . . . .	36
	B-LG . . . . .	7		K4T . . . . .	37
	B Corner . . . . .	8		E1/E2 . . . . .	38
	Jinny . . . . .	9		E3 . . . . .	39
	P360 . . . . .	10		E4 . . . . .	40
	Bermuda . . . . .	11		D1C . . . . .	41
	C Series . . . . .	12		F2 . . . . .	42
	Genova . . . . .	13		F3-US . . . . .	43
	Sara . . . . .	14		B2F . . . . .	44
	Euro Madeira . . . . .	15		DC8 . . . . .	45
	Mandy . . . . .	16		G12 . . . . .	46
	G Series . . . . .	17		200GBT . . . . .	47
	G5 . . . . .	18		H2 . . . . .	48
	Kubo R . . . . .	19		H4IB . . . . .	49
	Prep . . . . .	20		Penguin . . . . .	50
	F2 Chiller . . . . .	21	06	<b>Cooking and Catering Equipment</b>	
	Oasis . . . . .	22		B1 Hot . . . . .	51
	Memphis . . . . .	23		Isola Hot . . . . .	52
	Isola . . . . .	24		MCT . . . . .	53
	K2T/K2TF . . . . .	25		CO25 . . . . .	54
	K3T . . . . .	26		200 Hot . . . . .	55
	G223 . . . . .	27		HSD2 . . . . .	56
	H1 . . . . .	28		MW . . . . .	57
	Starlet . . . . .	29		DW . . . . .	58
03	I1/I3 . . . . .	30		DDR . . . . .	59
	<b>Bakery</b>			Top 2 . . . . .	60
	Victoria . . . . .	31		Induction Burner . . . . .	61
04	L Harmony . . . . .	32		MS12 . . . . .	62
	<b>Wine Display</b>			200 Dry . . . . .	63
	Bodega . . . . .	33		Single Well Warmer . . . . .	64
				Electric Warming Cabinet . . . . .	65
				MSU . . . . .	66
				HWS . . . . .	67
			07	<b>Cold Rooms</b>	
				Ready built cold rooms . . . . .	68
				Modular walk-in cold and freezer rooms . . . . .	69



# The Easy Option

All New. Online Ordering.

[exhibitions.lowerental.com](http://exhibitions.lowerental.com)



## Secure Payment

Instant online checkout.



## Browse Online

Select & purchase your equipment.



## User Friendly

Pay with your mobile, tablet, or desktop.



## Re-Order Ready

View and repeat your saved previous orders.

# Introducing LoweHub™



An all in one welcome desk, offering increased security, chilled refreshments for hospitality, multiple charging ports and an interchangeable branding site.



Feature	Name	Specifications	Features
	Branding site	(HxW) 33.22 x 17.87 in	A poster site that is interchangeable, using magnets to fix the poster firmly to the LoweHub and a plastic sheet to protect the artwork. <b>**Printing not provided**</b>
	x4 Charging ports	x2 13amp plugs & x2 USB sockets	Universal charging ports, suitable to charge 4 devices at once and located out of sight behind roller door for enhanced security.
	Fridge	19.68"x15.82"x16.77" in 20 amps 120 volts 2000 watts	Compact storage refrigerator with sleek design.
	Safe	7.87 x 16.92 x 14.56 in	EISafe Elite Electronic Safe. Accommodates up to 15" laptop
	Ambient space	4.33 x 10.82 x 14.17 in	Area to store laptops and mobile devices while charging. Also perfect for keeping stationary and other items tidy and out of sight.

# B Series

## Euro Deli Curved Glass Display



### At a Glance

Model	B1	B2	B3
Dimensions WxDxH (inches)	52 $\frac{3}{8}$ x 43 x 52 $\frac{1}{2}$	77 x 43 x 52 $\frac{1}{2}$	101 $\frac{3}{8}$ x 43 x 52 $\frac{1}{2}$
Width without end walls (inches)	47	70 $\frac{1}{4}$	94
Display area (square feet)	11	16 $\frac{1}{2}$	22
Storage capacity (cubic feet)	5 $\frac{1}{2}$	8 $\frac{1}{4}$	10 $\frac{3}{4}$
Storage area width (inches)	47	70 $\frac{1}{4}$	94
Storage area depth (inches)	20	20	20
Storage area height (inches)	10	10	10
Condensing unit size (HP)	$\frac{1}{3}$	$\frac{1}{3}$	$\frac{1}{2}$
Refrigerant	R404	R404	R404
Power Supply v/Hz/Ph	120/60/1	120/60/1	120/60/1
Amps	20	20	20
Watts	2000	2000	2000
Deck fans	1	2	3
Temp Range	34...42°F or +1...+6°C	34 ...42°F or +1...+6°C	34...42°F or +1...+6°C

Plug - each unit requires a single dedicated power supply; 24 hour power if keeping product in unit overnight

### Features

- Automatic defrost
- Heater pan evaporation (no plumbing required)
- Built in preparation counter
- Castors supplied with case
- Easy to clean surfaces
- Forced air cooling
- Fully self contained unit
- Illuminated stainless steel display deck
- Rear access to display deck for server
- Refrigerated under-storage (accessed through rear doors with magnetic gaskets)
- Simple plug in operation
- Top hinged glass with hydraulic arm support for curved glass unit
- ABS foamed end walls
- Ice insert for fish display available upon request

\* Display shelf available upon request (NOT refrigerated)

# B - LG

## Deli Self-Service Display



### At a Glance

Model	B1 LG	B2 LG	B3 LG
Dimensions WxDxH (inches)	52 $\frac{3}{8}$ x 43 x 38 $\frac{1}{4}$	77 x 43 x 38 $\frac{1}{4}$	101 $\frac{3}{8}$ x 43 x 38 $\frac{1}{4}$
Width without end walls (inches)	47	70 $\frac{1}{4}$	94
Display area (square feet)	11	16 $\frac{1}{2}$	22
Storage capacity (cubic feet)	5 $\frac{1}{2}$	8 $\frac{1}{4}$	10 $\frac{3}{4}$
Storage area width (inches)	47	70 $\frac{1}{4}$	94
Storage area depth (inches)	20	20	20
Storage area height (inches)	10	10	10
Condensing unit size (HP)	$\frac{1}{3}$	$\frac{1}{3}$	$\frac{1}{2}$
Refrigerant	R404	R404	R404
Power supply v/Hz/Ph	120/60/1	120/60/1	120/60/1
Amps	20	20	20
Watts	2000	2000	2000
Deck fans	1	2	3
Temp Range	34...42°F or +1...+6°C	34...42°F or +1...+6°C	34...42°F or +1...+6°C

Plug - each unit requires a single dedicated power supply; 24 hour power if keeping product in unit overnight

### Features

- Automatic defrost
- Heater pan evaporation (no plumbing required)
- Built in preparation counter
- Castors supplied with case
- Easy to clean surfaces
- Forced air cooling
- Fully self contained unit
- Rear access to display deck for server
- Refrigerated under-storage (accessed through rear doors with magnetic gaskets)
- Simple plug in operation
- Ice insert for fish display available upon request
- ABS foamed end walls

# B Corner

90° Corner



## At a Glance

Model	B Corner
Dimensions WxDxH (inches)	52 ½ x 52 ½ x 50 ½
Width without end walls (inches)	50
Display area (square feet)	11 ½
Condensing unit size (HP)	½
Refrigerant	R404
Power supply v/Hz/Ph	120/60/1
Amps	20
Watts	2000
Deck fans	2
Temp Range	34...42°F or +1...+6°C

Plug - each unit requires a single dedicated power supply; 24 hour power if keeping product in unit overnight


## Features

- Automatic defrost
- Heater pan evaporation (no plumbing required)
- Built in preparation counter
- Castors supplied with case
- Easy to clean surfaces
- Forced air cooling
- Fully self contained 90° corner
- Ice insert for fish display available upon request
- Illuminated stainless steel display deck
- Rear access to display deck for server
- Simple plug in operation
- Top hinged glass with hydraulic arm support for curved glass unit




# Jinny

Glass front serve-over display



J-104 & J-150 Also Available In Black



## At a Glance

Model	J104	J150	J250
Dimensions WxDxH (inches)	41 x 36½ x 50½	59 x 36½ x 50½	99 x 36½ x 50½
Display area (inches)	38 w x 26 ½ d	55 ½ w x 26 ½ d	95 ½ w x 26 ½ d
Display area (square feet)	7	10 ¼	17½
Condensing unit size (HP)	⅓	⅓	½
Refrigerant	R404	R404	R404
Power supply v/Hz/Ph	120/60/1	120/60/1	120/60/1
Amps	20	20	20
Watts	2000	2000	2000
Temp Range	34...42°F or +1...+6°C	34...42°F or +1...+6°C	34...42°F or +1...+6°C

Plug - each unit requires a single dedicated power supply; 24 hour power if keeping product in unit overnight

## Features

- Bottom hinged glass
- Easy access for loading, setting of display and cleaning
- Simple disassembly for cleaning
- Castors supplied with case
- Euro style front and side glass
- Ice insert for fish display available upon request
- Illuminated stainless steel, display deck
- Rear access to the display for the server
- Under counter refrigerated storage
- Fully self contained unit
- Simple plug in operation
- Granite preparation counter built in
- Easy to clean surfaces and attractive lines
- ABS foamed end walls
- Magnetic door gasket for perfect seal
- Forced air cooling

# P360°

## Grab & Go Island Display Refrigerator



### At a Glance

---

Model	P360°
Dimensions WxDxH (inches)	55 ½ x 47 x 35
Display area (square feet)	12 ¼
Condensing unit size (HP)	⅓
Refrigerant	R404
Power supply v/Hz/Ph	120/60/1
Amps	20
Watts	2000
Deck fans	2
Temp Range	36...50°F or +2...+6°C

Plug - each unit requires a single dedicated power supply; 24 hour power if keeping product in unit overnight

### Features

---

- 360° product visibility
- Forced air system
- Castors supplied with case
- Stainless steel deck
- Protective bumpers
- European appearance
- Digital thermostat
- Suitable for all refrigerated products
- Gray bottom panels
- Simple plug in operation
- Ice insert for fish display available upon request

# Bermuda

## Island Display Cases



### At a Glance

Model	Bermuda
Dimensions WxDxH (inches)	48 x 96 x 65
Net Capacity (cu. ft.)	28.8
# of Tiers	9%
Condensing unit size (HP)	¾ x 6
Refrigerant	R-290
Voltage	220/60/1
Amps	24.17
Plug Type	NEMA L6-30P
Full Load Amperes	24.17
Net Weight (lbs.)	1212

Plug - each unit requires a single dedicated power supply; 24 hour power if keeping product in unit overnight.

### Features

- Self-Cleaning Condenser
- Modern design
- Designed to enhance impulsive sales
- LED lighting on top panel and canopy
- ABS bump guard liners
- 5mm thick durable clear PC (polycarbonate) product stopper
- Simple plug-in installation
- Patented self-contained system, no plumbing required
- Digital electronic thermostat with defrost control
- Price tag rails standard

# C Series

Euro Dairy/  
Deli Merchandiser



## At a Glance

Model	C1	C2	C3
Dimensions WxDxH (inches)	39 ¾ x 34 x 84	52¼ x 34 x 84	77 x 34 x 84
Width without end walls (inches)	36 ¾	49 ½	73 ½
Number of shelves	4	4	4
Shelf width x depth (inches)	36 ¾ w x 17 ½ d	49 ½ w x 17 ½ d	73 ½ w x 17 ½ d
Display area (inches)	36 ¾ w x 24 d	49 ½ w x 24 d	73 ½ w x 24 d
Display area (sq.ft.)	18 ¾	24	36 ¼
Condensing unit size (HP)	¾	¾	1½
Refrigerant	R404	R404	R404
Power supply v/Hz/Ph (unit)	120/60/1	120/60/1	120/60/1
Amps (unit)	20	20	20
Watts (unit)	2000	2000	2000
Deck fans	1	2	3
Temp Range	35...42°F or +2...+6°C	35...42°F or +2...+6°C	35...42°F or +2...+6°C

Plug - each unit requires a single dedicated power supply; 24 hour power if keeping product in unit overnight

## Features

- Open front-self service grab and go
- Easy access for loading and cleaning
- Excellent vision through attractively styled side glass
- White Interior
- Four fully adjustable shelves
- Shelves can be angled
- Extra shelves available upon request
- Peg bars and pegs available upon request
- Energy saving self contained night blind
- Efficient, quiet system
- Castors supplied with case
- Fully self contained unit
- Simple plug in operation with simple controls
- No drain required (hot gas evaporation of defrost water)
- Impact resistant finish
- Pricing rails on each shelf
- Shelf product stoppers available upon request

# Genova

## Open Front Merchandiser



### At a Glance

Model	Genova 1	Genova 2
Dimensions WxDxH (inches)	40½ x 35½ x 86	52¾ x 35½ x 86
Width without end walls (inches)	37	49¼
Number of shelves	5	5
Shelf width and depth (inches)	36 ½ w x 17 ¾ d	49 w x 17 ¾ d
Display area (inches)	36 ½ w x 21 ¾ d	49 w x 21 ¾ d
Display area (sq.ft.)	27 ½	37
Condensing unit size (HP)	1	1
Refrigerant	R404	R404
Power supply v/Hz/Ph (unit)	120/60/1	120/60/1
Amps (unit)	20	20
Watts (unit)	2000	2000
Deck fans	1	2
Temp Range	35...42°F or +2...+6°C	35...42°F or +2...+6°C

Plug - each unit requires a single dedicated power supply; 24 hour power if keeping product in unit overnight

### Features

- Open front – self service grab and go
- Easy access for loading and cleaning
- White Interior
- Five fully adjustable shelves
- Additional shelves available upon request
- Peg bars and pegs available upon request
- Shelves can be angled
- Energy saving self contained night blind
- Efficient, quiet system
- Castors supplied with case
- Fully self contained unit
- Simple plug in operation with simple controls
- No drain required (hot gas evaporation of defrost water)
- Impact resistant finish
- Pricing rails on each shelf
- Glass or solid end walls
- Shelf product stoppers available upon request

# Sara

## Open Front Merchandiser



## At a Glance

Model	Sara
Dimensions WxDxH (inches)	52 ½ x 27 x 69
Width without end walls (inches)	49
Display area (square feet)	16.88
Top shelf (inches)	49 w x 7 d
Middle shelf (inches)	49 w x 10 d
Bottom shelf (inches)	49 w x 14 d
Bottom Deck (inches)	49 w x 18 ¾ d
Condensing unit size (HP)	¾
Refrigerant	R404
Power supply v/Hz/Ph	120/60/1
Amps	20
Watts	2000
Deck Fans	2
Temp Range	35...42°F or +2...+6°C

Plug - each unit requires a single dedicated power supply; 24 hour power if keeping product in unit overnight

## Features

- Open Front - self service grab and go
- Easy access for loading and cleaning
- White interior
- 3 Fully adjustable shelves
- Additional shelves available upon request
- Peg bars and pegs available upon request
- Castors supplied with case
- Energy saving self contained night blind
- Efficient, quiet system
- No drain required (hot gas evaporation of defrost water)
- Pricing rails on each shelf
- Forced air cooling
- Shelf product stoppers available upon request

# Euro Madeira

## Open Front Merchandiser



### At a Glance

Model	Euro Madeira
Dimensions WxDxH (inches)	51 x 33¼ x 71¼
Width without end walls (inches)	49 ½
Top shelf (inches)	49 ½ w x 12 d
Middle shelf (inches)	49 ½ w x 15 ¾ d
Bottom shelf (inches)	49 ½ w x 19 ¾ d
Bottom Deck (inches)	49 ½ w x 24 ½ d
Condensing unit size (HP)	¾
Display area (square feet)	24 ¾
Refrigerant	R404
Power supply v/Hz/Ph	120/60/1
Amps	20
Watts	2000
Deck Fans	1
Temp Range	35...42°F or -1...+5°C or -1...+7°C

Plug - each unit requires a single dedicated power supply; 24 hour power if keeping product in unit overnight

### Features

- Open Front – self service grab and go
- Easy access for loading and cleaning
- 3 Fully adjustable shelves
- Additional shelves available upon request
- Peg bars and pegs available upon request
- Castors supplied with case
- Energy saving self contained night blind
- Efficient, quiet system
- No drain required (hot gas evaporation of defrost water)
- Pricing rails on each shelf
- Forced air cooling
- Shelf product stoppers available upon request

# Mandy

## Open Front Merchandiser



### At a Glance

Model	Mandy 100
Dimensions WxDxH (inches)	39 ½ x 29 ¼ x 52
Width without end walls (inches)	36 ½
Top shelf	34 ¾ w x 8 ¼ d
Middle shelf (inches)	34 ¾ w x 10 d
Bottom shelf (inches)	34 ¾ w x 12 d
Bottom Deck (inches)	35 ¼ w x 22 d
Display area (square feet)	13
Condensing unit size (HP)	¼
Refrigerant	R404
Power supply v/Hz/Ph	120/60/1
Amps	20
Watts	2000
Deck fans	1
Temp Range	35...42°F or +2...+6°C

Plug - each unit requires a single dedicated power supply; 24 hour power if keeping product in unit overnight

### Features

- Automatic defrost
- Castors supplied with case
- Easy to clean surfaces
- Fits through single door
- Forced air cooling
- Fully self contained unit
- Heater pan evaporation (no plumbing required)
- Illuminated top shelf
- Simple plug in operation
- Stainless steel shelves and display deck
- 3 shelves as standard
- Energy saving self contained night blind
- Available in black and white



# G Series Refrigeration

## Chillers



### At a Glance

Model	G4C	G6C
Dimensions WxDxH (inches)	26 ¾ x 33 ¾ x 81 ½	54 x 33 ¾ x 81 ½
Canopy dims (inches)	24 x 6	51 x 6
Shelf width x depth (inches)	21 ½ x 24 ¼	21 ½ x 24 ¼
Number of shelves	4	8
Condensing unit size (HP)	⅓	½
Refrigerant	R290	R290
Powers supply v/Hz/Ph	120/60/1	120/60/1
Volume Cubic Feet	23.67 Cu. Ft.	48 Cu. Ft.
Watts	2000	2000
Amps	20	20
Temp range	33...41°F or +1...+5°C	33...41°F or +1...+5°C

Plug - each unit requires a single dedicated power supply; 24 hour power if keeping product in unit overnight

### Features

- For all chilled food products
- Fully self contained bottom mounted condensing unit
- Efficient, quiet system
- Fan assisted
- Automatic evaporator of defrost water
- Ozone friendly
- White interior and black exterior
- Full length internal vertical lights
- Sturdy handle
- Magnetic door gaskets
- Easy access for loading and cleaning
- Easy clean surfaces
- Illuminated canopy for graphics
- Fully adjustable shelves
- Four shelves per door
- Castors supplied with case
- Minimum maintenance
- Low energy consumption
- Double pane glass door(s)
- Self closing door(s)

# G5

## Upright Glass Door Refrigerator



### At a Glance

Model	G5
Dimensions WxDxH (inches)	36 x 24 x 54
Capacity	15 cu ft
Condensing unit size (HP)	1/3
Refrigerant	R404
Power supply v/Hz/Ph	20/60/1
Amps	20
Watts	2000
Deck Fans	1
Temp Range	33°...41°F or +3°...+6°C

Plug - each unit requires a single dedicated power supply; 24 hour power if keeping product in unit overnight

### Features

- Bottom mount refrigeration system
- 2 Sliding glass doors (front & Back)
- Pass through configuration
- 3 shelves standard
- Fan assisted
- Efficient, quiet system
- Fully adjustable shelves
- Double pane glass doors
- Easy access for loading & cleaning
- White interior

# Kubo 500R

## Display Refrigerator



### At a Glance

---

Model	500R
Dimensions WxDxH (inches)	60 x 28 x 54
Number of shelves	8
Shelf dimensions (inches)	23 ½ w x 15 ¾ d
Condensing unit size (HP)	1 ½
Refrigerant	R404
Power supply v/Hz/Ph	120/60/1
Amps	20
Watts	2000
Deck fans	Yes
Temp range	36...50°F or +2...+10°C

Plug - each unit requires a single dedicated power supply; 24 hour power if keeping product in unit overnight.

### Features

---

- Adjustable wire shelves
- Hinged doors
- Vertical lights
- Castors supplied with case
- 360° visibility
- Easy to clean
- Automatic defrost
- No drain required
- Stainless steel front

# Prep

## Refrigerated Prep Counter



### At a Glance

Model	Prep 1	Prep 2
Dimensions WxDxH (inches)	44 ½ x 32 ½ x 41 ½	67 ½ x 35 ½ x 41 ½
Storage area (inches)	25 ¼ w x 27 d x 24h	48 w x 27 d x 24 h
Shelf (inches)	24 w x 26 d	23 w x 26 d (x2)
Cutting board dimensions (inches)	44 w x 16 ½ d	67 ½ w x 19 ½ d
Condensing unit size (HP)	¼	½
Refrigerant	R134	R134
Power supply v/Hz/Ph	120/60/1	120/60/1
Amps	20	20
Watts	2000	2000
Fan assisted	Yes	Yes
Temperature Range	33.8...41°F	33.8...41°F

Plug - each unit requires a single dedicated power supply; 24 hour power if keeping product in unit overnight.

### Features

- Stainless steel finish
- Low energy consumption
- Two storage levels
- Adjustable shelves
- Six poly-carbonate inserts included
- Corrosion resistant white interior finish
- Automatic defrost cycle
- Extra deep removable cutting board
- Lockable castors
- Fully mobile

# F2

## Chiller



### At a Glance

Model	F2 Chiller
Dimensions WxDxH (inches)	64 x 27 ½ x 37
Inside Height (inches)	27
Inside Width (inches)	60
Inside Depth (inches)	20
Storage capacity (cubic feet)	18 ¾
Condensing unit size (HP)	⅓
Refrigerant	R134
Power supply v/Hz/Ph	120/60/1
Amps	20
Watts	2000
Temp Range	34...42°F or +1...+6°C

Plug - each unit requires a single dedicated power supply; 24 hour power if keeping product in unit overnight

### Features

- Modern, state-of-the-art styling
- Wear resistant black vinyl coated steel exterior with all stainless steel countertop and slide lids for lifetime durability
- Heavy duty, long lasting galvanized steel interior
- Front, rear and side venting louvers allow greater condenser air flow for tight fit installations
- Easily accessible and serviceable slide out condensing unit
- Automatic, energy saving, non-electric condensate disposal system with easily accessible, front mounted cleanout drainage hose and drain pan
- High density, non-CFC polyurethane foamed-in-place insulation

# Oasis

Sealed Deck, Suitable for Ice



## At a Glance

Model	Oasis 1	Oasis 2
Dimensions WxDxH (inches)	43 x 43 x 52 closed / 68 raised	55 x 55 x 52 closed / 68 raised
Display area (square feet)	10 ¼	17 ½
Condensing unit size (HP)	⅓	⅓
Refrigerant	R134	R134
Power supply v/Hz/Ph	120/60/1	120/60/1
Amps	20	20
Watts	2000	2000
Deck fans	2	2
Temp Range	34...42°F or +1 ...+6°C	34...42°F or +1 ...+6°C

Plug - each unit requires a single dedicated power supply; 24 hour power if keeping product in unit overnight

## Features

- Wooden finish
- Acrylic dome for 360° viewing
- Stainless steel display deck-sealed
- Suitable for ice
- Drain fitted
- Lid is raised electronically
- Self service with lid up
- Display with lid down
- Multipurpose display case
- Smooth finish and appearance
- Fully mobile
- Economical system
- Static evaporation system
- Very rapid pull down time
- Strong construction
- Efficient, quiet system
- Easy to clean surfaces and smooth lines
- Illuminated display
- Fully self contained
- Ozone friendly refrigerant
- Simple plug in operation with simple controls
- Thermostat control
- Operator friendly
- Castors supplied with case
- Spot display

# Memphis

## Open Front Merchandiser



### At a Glance

Model	Memphis 90	Memphis 120
Dimensions WxDxH (inches)	35 ½ x 32 ¾ x 56 ½	47 ½ x 32 ¾ x 56 ½
Display deck (inches)	32 w x 22 d	44 w x 22 d
Display deck (square feet)	5	6 ¾
Condensing unit size (HP)	¼	¼
Refrigerant	R404	R404
Power supply v/Hz/Ph	20/60/1	120/60/1
Amps	20	20
Watts	2000	2000
Deck Fans	1	2
Temp Range	37...42°F or +3...+6°C	37...42°F or +3...+6°C

Plug - each unit requires a single dedicated power supply; 24 hour power if keeping product in unit overnight

### Features

- Grab and Go refrigerated lower section
- Non refrigerated upper section
- Lockable Castors
- Sliding rear doors on upper section
- Glass shelf in upper section
- Fully mobile
- Smooth end walls
- Available in Black or Bronze
- No drain required (hot gas evaporation of defrost water)
- Efficient, quiet system

# Isola

## Cold Buffet Style Display



## At a Glance

Model	Isola 4S/S	Isola 6	Isola 6S/S
Dimensions WxDxH (inches)	59 ¼ x 29 ½ x 45	81 ¼ x 29 ½ x 45 ¼	86 x 29 ½ x 45
Height (inches) top up	59	59	59
Condensing unit size (HP)	⅓	⅓	⅓
Refrigerant	R134	R134	R134
Power supply v/Hz/Ph	120/60/1	120/60/1	120/60/1
Amps	20	20	20
Watts	2000	2000	2000
Temp range	38...50°F or +3...+10°C	38...50°F or +3...+10°C	38...50°F or +3...+10°C

Plug - each unit requires a single dedicated power supply; 24 hour power if keeping product in unit overnight

## Features

- Internal basin in AISI stainless steel
- External in wood or stainless steel
- Gastronorm pans available upon request
- Different configurations available
- Pans available upon request
- Accepts deep or shallow pans
- Static refrigeration system
- Digital control panel
- Electronic lid for ease of loading/serving
- Castors supplied with case
- Serving trays optional
- LED lighting optional



# K2T / K2TF

## Display Chiller



### At a Glance

Model	K2T	K2TF
Dimensions WxDxH (inches)	23½ x 24 x 71	23½ x 24 x 71
Shelf dimensions (inches)	16 ½ diameter	17 ½ x 17 ½
Number of shelves	6	5
Condensing unit size (HP)	⅓	⅓
Refrigerant	R134	R134
Power supply v/Hz/Ph	120/60/1	120/60/1
Amps	20	20
Watts	2000	2000
Evaporator fans	1	1
Temp range	35...50°F or +4...+10°C	35...50°F or +4...+10°C

Plug - each unit requires a single dedicated power supply; 24 hour power if keeping product in unit overnight

### Features

- LED lighting
- Anodized gold or silver finish
- Automatic defrost
- Castors supplied with case
- Easy to clean surfaces
- Forced air cooling
- Fully self contained unit
- Glass on four sides
- Heater pan evaporation (no plumbing required)
- Illuminated display
- Rotating glass shelves (K2T) (mirrored bottom shelf)
- Rotation stops when door is opened
- Simple plug in operation

\*K2TF: adjustable wire shelf version of K2T. Shelf size (inches) 17 ½ x 17 ½

# K3T

## 6 Sided Glass Display



### At a Glance

Model	K3T
Dimensions WxDxH (inches)	31 ¾ x 36 x 69
Shelf diameter (inches)	22
Number of shelves	5
Condensing unit size (HP)	⅞
Refrigerant	R134
Power supply v/Hz/Ph (unit)	120/60/1
Amps	20
Watts	2000
Evaporator fans	1
Temp range	35...50°F or +4...+10°C

Plug - each unit requires a single dedicated power supply; 24 hour power if keeping product in unit overnight

### Features

- LED lighting
- Anodized gold or silver finish
- Automatic defrost
- Castors supplied with case
- Easy to clean surfaces
- Forced air cooling
- Fully self contained unit
- Glass on six sides (K3T)
- Heater pan evaporation (no plumbing required)
- Illuminated display
- Rotating glass shelves (mirrored bottom shelf)
- Rotation stops when door is opened
- Simple plug in operation

# G223

## Two Bowl Drink Dispenser



### At a Glance

Model	G223
Dimensions WxDxH (inches)	13½ x 17 x 25
Bowls	2
Capacity Ltr.	23
Capacity Gallon	6.34
Condensing unit size (HP)	¼ <sub>0</sub>
Refrigerant	R134
Power supply v/Hz/Ph (unit)	120/60/1
Amps	15
Watts	1500
Supporting Base	13h x 14w
Temp Range	39...61°F or +4...+16°C

Plug - each unit requires a single dedicated power supply; 24 hour power if keeping product in unit overnight.

### Features

- Motorized paddle maintain mixing of product
- Adjustable thermostatic system
- Easily removable for cleaning
- Refrigeration System 120 Volt 60Hz

# H1

## Storage Chiller



### At a Glance

---

Model	H1
Dimensions WxDxH (inches)	20¾ x 20½ x 32¾
Shelf dimensions (inches)	17 w x 13 d
Deck dimensions (inches)	17 ½ w x 9 d
Condensing unit size (HP)	¼
Refrigerant	R134
Power supply v/Hz/Ph (unit)	120/60/1
Amps	5
Watts	500
Weighs	73 lbs
Temp Range	35...42°F or +2...+6°C

Plug - each unit requires a single dedicated power supply; 24 hour power if keeping product in unit overnight.

### Features

---

- Small footprint
- Versatile around products
- Easy to use
- Lightweight and easy to handle

# Starlet

## Counter top chiller



## At a Glance

Model	Starlet
Dimensions WxDxH (inches)	24 x 23 x 23
Shelf dimensions (inches)	20 ¾ w x 6 ¾ d
Deck dimensions (inches)	20 ¾ w x 6 ½ d
Condensing unit size (HP)	¼
Refrigerant	R134
Power supply v/Hz/Ph (unit)	120/60/1
Amps	10
Watts	1000
Deck Fans	Yes
Weighs	85 lbs
Temp Range	35...42°F or +2...+6°C

Plug - each unit requires a single dedicated power supply; 24 hour power if keeping product in unit overnight.

## Features

- Counter top footprint
- Easy to use
- Lightweight and easy to handle
- Electronic thermostat

# I1 / I3

## Display Ice Tray



### At a Glance

---

Model	I1	I3
Dimensions WxDxH (inches)	40 x 22 x 7	64 x 22 x 7

### Features

---

- Fully insulated ice tray
- High impact display
- Large capacity
- Easy to clean

# Victoria

## Curved Glass Bakery Display



### At a Glance

Model	V150	V200
Dimensions WxDxH (inches)	56 $\frac{3}{8}$ x 36 x 50	74 x 36 x 50
Number of shelves	4	4
Top shelf dimensions (inches)	24 $\frac{1}{4}$ w x 15 d	32 $\frac{7}{8}$ w x 15 d
Other shelf dimensions (inches)	24 $\frac{1}{4}$ w x 17 d	32 $\frac{7}{8}$ w x 17 d
Condensing unit size (HP)	$\frac{1}{4}$	$\frac{1}{3}$
Refrigerant	R134A	R134A
Power Supply v/Hz/Ph	120/60/1	120/60/1
Amps	20	20
Watts	2000	2000
Temp Range	33...50°F or +2...+10°C	33...50°F or +2...+10°C

Plug - each unit requires a single dedicated power supply; 24 hour power if keeping product in unit overnight.

### Features

- Three exhibition levels
- Rear sliding glass doors
- Available in black or stainless finish
- Front access to condensing unit
- Double tempered curved glass
- Castors supplied with case
- Low energy consumption
- Easy to clean
- Automatic defrost cycle
- No drain required
- Stainless steel deck
- Stainless steel front
- Stainless steel shelves
- Static air system
- Wide stainless steel top

# L Harmony

## Bakery Display Cabinet



### At a Glance

Model	L1H	L3H
Dimensions WxDxH (inches)	37 x 31¼ x 54½	52½ x 31¼ x 54½
Number of shelves	3	3
Top shelf (inches)	35½ w x 13 d	51 w x 13 d
Middle shelf (inches)	35½ w x 13½ d	51 w x 13½ d
Lower shelf (inches)	35½ w x 16 d	51 w x 16 d
Condensing unit size (HP)	¼	½
Refrigerant	R404	R404
Power supply v/Hz/Ph	120/60/1	120/60/1
Amps	20	20
Watts	2000	2000
Fan assisted	Yes	Yes
Temp Range	34°...42°F or +1°...+6°C	34°...42°F or +1°...+6°C

Plug - each unit requires a single dedicated power supply; 24 hour power if keeping product in unit overnight

### Features

- Anodized finish
- Curved front glass
- Glass ends
- Fixed glass shelves (3)
- Glass all around display
- Stainless steel lower display deck
- Sliding glass doors at rear, full size for access
- European appearance
- Castors supplied with case
- Economical system
- Forced air system- uniform cooling on all levels
- Strong construction
- Efficient, quiet system
- Easy to clean surfaces and lines
- Illuminated display (light above each shelf)
- Fully self contained
- Ozone friendly refrigerant
- Simple plug in operation with simple controls
- Thermostat control
- Operator friendly
- No plumbing required
- Additional colors are available



# Bodega

## Wine Display Chiller



## At a Glance

Model	Bodega	Bodega Mini
Dimensions WxDxH (inches)	23½ x 28 x 67¼	23¼ x 23½ x 34½
Condensing unit size (HP)	½	½
Refrigerant	R134	R134
Power Supply v/Hz/Ph (unit)	120/60/1	120/60/1
Amps	20	20
Watts	2000	2000
Deck Fans	yes	yes
Temp Range	41...60°F or +5...+20°C	41...60°F or +5...+20°C

Plug - each unit requires a single dedicated power supply; 24 hour power if keeping product in unit overnight.

## Features

### Bodega

- Dual zone built
- Seamless stainless steel door frame with 3 layer glass door
- Electronic thermostat for accurate temperature control
- Temperature setting memory in case of power off
- Fan circulated cool air for even temperature distribution
- LED lighting
- Easy to clean interior
- Efficient, quiet system
- Fully self contained
- Castors supplied with case

### Bodega Mini

- Seamless stainless steel door frame with 3 layer glass door
- Electronic thermostat for accurate temperature control
- 6 beech wood shelves with stainless steel trim on each shelf
- Fan circulated cool air for even temperature distribution
- LED lighting
- Easy to clean interior
- Efficient, quiet system
- Fully self contained

# G Series Frozen

## Freezers



### At a Glance

Model	G1C	G6FC
Dimensions WxDxH (inches)	26 ¾ x 33 ¾ x 81 ½	54 x 33 ¾ x 81 ½
Number of shelves	4	8
Shelf dimensions	21 ½ x 24 ¼	21 ½ x 24 ¼
Number of doors	1	2
Canopy dims (inches)	24 x 6	51 x 6
Condensing unit size (HP)	½	1
Refrigerant	R290	R290
Power	120/60/1	120/60/1
Volume Cubic Feet	23.67 Cu. Ft.	48 Cu. Ft.
Watts	2000	2000
Amps	20	20
Fan assisted	Yes	Yes
Temp range	28...-4°F or 0...-20°C	28...-4°F or 0...-20°C

Plug - each unit requires a single dedicated power supply; 24 hour power if keeping product in unit overnight

### Features

- LED lighting
- Fully adjustable shelves
- Frost free
- Triple pane glass doors
- Self closing doors
- Stainless steel bottom
- No plumbing required, evaporator condensing pan included
- Automatic defrost cycle
- Forced air system
- Illuminated display
- Castors supplied with case

# Kubo 500F

## Display Freezer



## At a Glance

Model	500F
Dimensions WxDxH (inches)	60 x 28 x 54
Number of shelves	8
Shelf dimensions (inches)	23 ½ w x 15 ¾ d
Condensing unit size (HP)	1½
Refrigerant	R404
Power supply v/Hz/Ph	120/60/1
Amps	20
Watts	2000
Deck fans	Yes
Temp range	32...0°F or 0...-18°C

Plug - each unit requires a single dedicated power supply; 24 hour power if keeping product in unit overnight.

## Features

- Adjustable wire shelves
- Hinged doors
- Vertical lights
- Castors supplied with case
- 360° visibility
- Easy to clean
- Automatic defrost
- No drain required
- Stainless steel front

# K1T/ K4TF

## 4-Sided Fixed Shelf Freezer



Also Available In Silver



### At a Glance

Model	K1T	K4TF
Dimensions WxDxH (inches)	23½ x 25½ x 71¼	28 x 29½ x 70
Number of shelves	6	5
Shelf type	Fixed	Fixed
Condensing unit size (HP)	⅓	¼
Refrigerant	R404	R404
Power Supply v/Hz/Ph (unit)	120/60/1	120/60/1
Amps	20	20
Watts	2000	2000
Fixed shelf evaporator	yes	yes
Temp Range	32...0°F or 0...-18°C	32...0°F or 0...-18°C

Plug - each unit requires a single dedicated power supply; 24 hour power if keeping product in unit overnight.

### Features

- Anodized Finish
- Glass on all sides
- All around view of product
- Castors supplied with case
- Economical system
- Fixed evaporator shelves
- Efficient, quiet system
- Digital Thermostat control
- No plumbing required

# K4T

4 Sided  
Glass Display Freezer



## At a Glance

Model	K4T
Dimensions WxDxH (inches)	28 x 29½ x 71½
Number of shelves	6
Shelf type	Revolving
Shelf Dimensions	18" Diameter
Condensing unit size (HP)	¾
Refrigerant	R404
Power Supply v/Hz/Ph (unit)	120/60/1
Amps	20
Watts	2000
Fan assisted	yes
Temp Range	32...-4°F or 0...-20°C

Plug - each unit requires a single dedicated power supply; 24 hour power if keeping product in unit overnight.

## Features

- LED lighting
- Anodized finish
- Glass on all sides
- All around view of product
- Castors supplied with case
- Economical system
- Rotating shelves
- Mirrored bottom shelf
- Adjustable shelves
- Efficient, quiet system
- Forced air system
- Digital thermostat control
- No plumbing required
- Gold finish available

# E1/E2

## Display Freezer



### At a Glance

Model	E1	E2
Dimensions WxDxH (inches)	60 x 35½ x 40	88 x 35½ x 40
Condensing unit size (HP)	½	½
Refrigerant	R404	R404
Power Supply v/Hz/Ph	120/60/1	120/60/1
Amps	20	20
Watts	2000	2000
Static Refrigeration	yes	yes
Temp Range	32...-8°F or 0...-22°C	32...-8°F or 0...-22°C

Plug - each unit requires a single dedicated power supply; 24 hour power if keeping product in unit overnight.

### Features

- Curved glass front cabinets allow for more product visibility
- 2 sliding glass lids
- Easy access for loading, setting of display and cleaning
- Suitable for all frozen products
- Efficient, quiet system
- Easy to clean surfaces and attractive lines
- Fully self contained unit
- Ozone friendly refrigerant
- Simple plug in operation with simple controls
- Castors supplied with case

# E3

## Wall Site Display Freezer with Side Visibility



### At a Glance

Model	E3
Dimensions WxDxH (inches)	77 x 34 x 37
Condensing unit size (HP)	½
Refrigerant	R404
Power Supply v/Hz/Ph	120/60/1
Amps	20
Watts	2000
Static Refrigeration	yes
Temp Range	32...-8°F or 0...-22°C

Plug - each unit requires a single dedicated power supply; 24 hour power if keeping product in unit overnight.

### Features

- Curved glass front cabinets allow for more product visibility
- 2 sliding glass lids
- Easy access for loading, setting of display and cleaning
- Suitable for all frozen products
- Efficient, quiet system
- Easy to clean surfaces and attractive lines
- Fully self contained unit
- Ozone friendly refrigerant
- Simple plug in operation with simple controls
- Castors supplied with case

# E4

## Wall Site Display Freezer



### At a Glance

Model	E4
Dimensions WxDxH (inches)	77 x 34 x 39
Condensing unit size (HP)	½
Refrigerant	R404
Power Supply v/Hz/Ph	120/60/1
Amps	20
Watts	2000
Static Refrigeration	yes
Temp Range	32...-8°F or 0...-22°C

Plug - each unit requires a single dedicated power supply; 24 hour power if keeping product in unit overnight.

### Features

- Glass front cabinets allow for more product visibility
- 2 sliding glass lids
- Easy access for loading, setting of display and cleaning
- Suitable for all frozen products
- Efficient, quiet system
- Easy to clean surfaces and attractive lines
- Fully self contained unit
- Ozone friendly refrigerant
- Simple plug in operation with simple controls
- Castors supplied with case



# D1C

## Sliding Glass Display Freezer



### At a Glance

Model	D1C
Dimensions WxDxH (inches)	58 x 30 x 34
Condensing unit size (HP)	½
Refrigerant	R134A
Power Supply v/Hz/Ph	120/60/1
Amps	20
Watts	2000
Static Refrigeration	yes
Temp Range	50...-4°F

Plug - each unit requires a single dedicated power supply; 24 hour power if keeping product in unit overnight.

### Features

- 5 baskets standard
- 2 sliding glass lids
- LED lighting
- Easy access for loading, setting of display and cleaning
- Suitable for all frozen products
- Efficient, quiet system
- Easy to clean surfaces and attractive lines
- Fully self contained unit
- Simple plug in operation with simple controls
- Castors supplied with case

# F2

## Freezer



### At a Glance

---

Model	F2
Dimensions WxDxH (inches)	47¼ x 24¾ x 34¼
Inside dimensions WxDxH (inches)	42 x 20 x 25
Storage capacity (cubic feet)	12 ¼
Condensing unit size (HP)	¾
Refrigerant	R404
Power supply v/Hz/Ph	120/60/1
Amps	20
Watts	2000
Deck fans	n/a
Temp range	32...-4°F or 0...-20°C

Plug - each unit requires a single dedicated power supply; 24 hour power if keeping product in unit overnight.

### Features

---

- 2 sliding glass lids
- Easy access for loading, setting of display and cleaning
- Excellent vision through top glass
- White interior and exterior
- Suitable for all frozen products
- Efficient, quiet system
- Easy to clean surfaces and attractive lines
- Fully self contained unit
- Ozone friendly refrigerant
- Simple plug in operation with simple controls
- Manual defrost and drain
- One standard basket included
- Impact resistant finish
- Castors supplied with case

# F3-US

Low Temp Display Freezer and Ice Cream Freezer



New image!

## At a Glance

---

Model	F3-US
Dimensions WxDxH (inches)	70 $\frac{3}{8}$ x 27 $\frac{3}{8}$ x 32 $\frac{3}{8}$
No. of Optional Baskets	7
Cubic Feet	20.0
Net Weight (lbs.)	227
Refrigerant	R-290
Voltage/Hz/Phase	115/60/1
Running Amps	4.1
Compressor HP	$\frac{1}{2}$
Temp range	-15° to +25°F

Plug - each unit requires a single dedicated power supply; 24 hour power if keeping product in unit overnight.

## Features

---

- LED interior lighting
- Painted steel interior
- Environmentally friendly hydrocarbon refrigerant
- Casters with 2 locking

### Options

- Graphics
- Lock and key
- Dipper well

- Hanging baskets with product dividers
- 3-gallon hanging baskets with collar
- Gelato pans and holders
- Sneeze shield

# B2F

## Display Freezer



### At a Glance

Model	B2F
Dimensions WxDxH (inches)	73½ x 43 x 51½
Condensing unit size (HP)	1
Refrigerant	R404
Power supply v/Hz/Ph	120/60/1
Amps	20
Watts	2000
Deck fans	Yes
Temp range	32...0°F or 0...-18°C

Plug - each unit requires a single dedicated power supply; 24 hour power if keeping product in unit overnight.

### Features

- Top hinged glass, hydraulic arm support
- Easy access for loading, setting of display and cleaning
- Euro style front and side glass
- Stainless steel interior
- Rear access to the display for the server
- Preparation counter built in
- Easy to clean surfaces and attractive lines
- Castors supplied with case
- Fully self contained unit
- Simple plug in operation with simple controls
- Impact resistant finish
- ABS foamed end walls

# DC8

## Freezer



### At a Glance

Model	DC8
Dimensions WxDxH (inches)	47¾ x 27¾ x 50
Condensing unit size (HP)	½
Refrigerant	R134A
Rear door	13¾" h x 16¾" w
Power supply v/Hz/Ph	120/60/1
Amps	20
Watts	2000
Deck fans	Yes
Temp range	5...-5°F or -15...-21°C

Plug - each unit requires a single dedicated power supply; 24 hour power if keeping product in unit overnight.

### Features

- Attractive, contemporary design
- 24 gauge painted textured interior and exterior
- Stainless steel serving deck, top and attached superstructure
- Independent on/off compressor and light switch
- Brilliant, interior fluorescent lighting
- Tempered plate glass viewing window
- Holds 9 ½ diameter, 3 gallon cans
- Top and side lid wiper gaskets
- 9 ft power cord
- 8 dipping wells
- Rear frozen storage
- Heavy-duty epoxy-coated wire can support racks
- Hinged, high-tensile, transparent acrylic dipping compartment lids with full length handle

# G12

## Gelato Case



### At a Glance

---

Model	G12
Dimensions WxDxH (inches)	48¼ x 47 x 54½
Condensing unit size (HP)	¾
Refrigerant	R404
Power supply v/Hz/Ph	220v single phase
Amps	30
Watts	3000
Deck fans	Yes
Temp range	-10...10°F

Plug - each unit requires a single dedicated power supply; 24 hour power if keeping product in unit overnight.

### Features

---

- Modern design - high visibility
- Silver color
- Top hinged glass with hydraulic arm support - easy loading
- Stainless steel bins
- Stainless steel front
- LED illuminated front
- Rear night blind
- 12 liter pans
- Auto defrost
- Forced air

# 200GBT

## Counter Top Display Freezer



### At a Glance

Model	200GBT
Dimensions WxDxH (inches)	47½ x 19½ x 28
Condensing unit size (HP)	⅓
Refrigerant	R404
Power supply v/Hz/Ph	120/60/1
Amps	20
Watts	2000
Fan assisted	no
Temp range	32...0°F or 0...-18°C
Fixed shelf evaporator	yes

Plug - each unit requires a single dedicated power supply; 24 hour power if keeping product in unit overnight.

### Features

- Gold or silver anodized finish
- Glass walls
- Static evaporator system
- Rapid pull down time
- Strong construction
- Efficient, quiet system
- Easy to clean surface and lines
- Illuminated display
- Fully self contained unit
- Ozone friendly refrigerant
- Simple plug in operation with simple controls
- Operator friendly
- Thermostat control
- Fixed shelves are 7 ¼ inches apart

# H2

## Storage Freezer



### At a Glance

---

Model	H2
Dimensions WxDxH (inches)	19½ x 21½ x 32¾
Bowl capacity in liters	n/a
Bowl capacity in gallons	n/a
Condensing unit size (HP)	¼
Refrigerant	R134
Power supply v/Hz/Ph	120/60/1
Amps	20
Watts	2000
Temp range	32...0°F or 0...-18°C

Plug - each unit requires a single dedicated power supply; 24 hour power if keeping product in unit overnight.

### Features

---

- Efficient, quiet system
- Perfect for under counter use



# H4IB

## Storage Freezer



### At a Glance

---

Model	H4IB
Dimensions WxDxH (inches)	23½ x 20¼ x 26½
Condensing unit size (HP)	½
Refrigerant	R134
Power supply v/Hz/Ph	120/60/1
Amps	20
Watts	2000
Fan assisted	Yes
Temp range	32...0°F or 0...-18°C
Fixed shelf evaporator	No

Plug - each unit requires a single dedicated power supply; 24 hour power if keeping product in unit overnight.

### Features

---

- Adjustable shelves
- Glass display
- Counter top unit
- Efficient, quiet system

# Penguin

## Single/Double Bowl Frozen Drink Display



### At a Glance

Model	Penguin 1	Penguin 2
Dimensions WxDxH (inches)	7 ¾ x 17 x 34 ¼	15 ½ x 17 x 34 ¼
Bowl capacity in liters	12	12
Bowl capacity in gallons	3.17	3.17
Condensing unit size (HP)	¼	½
Refrigerant	R134	R134
Power supply v/Hz/Ph	120/60/1	120/60/1
Amps	20	20
Watts	2000	2000
Temp range	frozen drinks	frozen drinks

Plug - each unit requires a single dedicated power supply; 24 hour power if keeping product in unit overnight.

### Features

- One or two bowl frozen drink display
- Full access to all the components for quick and easy maintenance
- Simple bowl removal for easy cleaning
- One compressor for each bowl
- Manual control of the thickness of the drink
- Quick product preparation
- Internal illumination system

# B1H

## Euro Hot Curved Glass Display



### At a Glance

Model	B1H
Dimensions WxDxH (inches)	51 x 43 x 51½
Power supply v/Hz/Ph	220/60/1
Amps	30
Watts	3000
Water Temperature Range	167...176°F or 75...80°C
Deck Temperature	146°F or 63°C

Plug - each unit requires a single dedicated power supply.

### Features

- Top hinged glass, hydraulic arm support
- Easy access for loading, setting of display and cleaning
- Euro style front and side glass
- Illuminated stainless steel, perforated display deck
- Rear access to the display for the server
- Preparation counter built in
- Automatic 'low water level' power cut-off
- Easy to clean surfaces and attractive lines
- Castors supplied with case
- Fully self contained unit
- Rheostat control for heat/light
- Simple plug in operation with simple controls
- Adjustable water temperature control
- Water inlet (½ inch) and drain fitting (1 ½ inch)
- Impact resistant finish
- Stainless steel deck
- ABS foamed end walls
- Divider bars for Gastronorm pans available
- Heating area can be configured several ways using divider bars
- Heating area dimensions: 42 x 25 ½ (inches)
- Gastronorm pans available upon request

# Isola 4H

## Bain Marie Buffet Style Display



## At a Glance

Model	Isola 4H	Isola 4HS/S
Dimensions WxDxH (inches)	56 x 29½ x 45 ¼	59 ¼ x 29 ½ x 45
Height (inches) top up	59	59
Power supply v/Hz/Ph	120/60/1	120/60/1
Amps	30	30
Watts	3000	3000
Temp range	100...194°F or 38...90°C	100...194°F or 38...90°C

Plug - each unit requires a single dedicated power supply.

## Features

- Electrically raised canopy
- Castors supplied with case
- Divider bars included
- Stainless steel option available
- Adjustable water temperature control
- Fitted drain
- Heat lamps for additional heating
- 'Low water level' alarm
- Serving trays optional
- Digital control panel
- Pans available upon request
- Internal basin in AISI stainless steel
- Accepts deep or shallow pans
- Different configurations available
- Gastronorm pans available upon request

# MCT

## 4 Burner



MCT Back View - Under Storage



## At a Glance

Model	MCT	MCTM
Dimensions WxDxH (inches)	60 x 30 x 38½	60 x 30 x 90½
Power supply v/Hz/Ph	220/60/1	220/60/1
Amps	30	30
Watts	3000	3000

Plug - each unit requires a single dedicated power supply.

## Features

- Stainless steel table with electric 4 burner ceramic cook top
- Locking castors included
- Under cabinet storage shelf
- Optional attached mirror for high visibility

# CO25

## Convection Oven



### At a Glance

Model	CO25
Dimensions WxDxH (inches)	28½ x 28 x 53¾
Inside dimensions WxDxH (inches)	18½ x 14½ x 10½
Power supply v/Hz/Ph	120/60/1
Amps	20
Watts	2000
Temperature Range	120 ...400°F or +49...+249°C

Plug - each unit requires a single dedicated power supply.

### Features

- Convection oven with two adjustable shelves
- Holds ½ size tray: 18 x 14 ½ (inches) - not included
- Trays for oven available upon request
- Oven is attached to rolling stand
- Oven available without stand
- Rolling stand has six shelves for sheet pans
- Sheet pans for stand available upon request
- Manual 60 minute timer

# 200 Hot

## Counter Top Hot Self-Service Display



### At a Glance

Model	200 Hot
Dimensions WxDxH (inches)	35½ x 21 x 28
Power supply v/Hz/Ph	120/60/1
Amps	15
Watts	1500
Temperature Range	95...160°F or 35...71°C

Plug - each unit requires a single dedicated power supply.

### Features

- Warming lamps above each shelf
- Sturdy construction designed for easy access of product
- Self serve open access

# HSD2

Hot self-serve unit



## At a Glance

Model	HSD2
Dimensions WxDxH (inches)	30" x 19 3/4" x 27 1/2" (76.2 x 50.2 x 64.9 cm)
Voltage	120
Rated Wattage	1460
Nominal Amps	12.2
NEMA Plug	5-15P
Unit Weight	83 lb (38.6kg)
Food Capacity (4" diameter sandwich)	48

Plug - each unit requires a single dedicated power supply.

## Features

- Stainless Steel exterior
- Tempered glass sides
- Independent heat & light controls for each shelf
- Adjustable thermostat
- Adjustable divider rods for easy organization of food product
- cELTus and NSF listed



# MW

## Microwave



### At a Glance

---

Model	MW
Dimensions WxDxH (inches)	24 x 18 x 14
Power supply v/Hz/Ph	120/60/1
Amps	10
Watts	1000

Plug - each unit requires a single dedicated power supply.

# DW

## Dual lamp display warmer



## At a Glance

---

Model	DW
Dimensions WxDxH (inches)	13 x 19 x 24¼
Power supply v/Hz/Ph	120/60/1
Amps	20
Watts	2000

Plug - each unit requires a single dedicated power supply.

## Features

---

- Holds a 12 x 20 (inches) Pan
- Pan not included

# DDR

## Stainless Steel Dual Basket ProFry



### At a Glance

---

Model	DDR
Dimensions (HxWxD) inch	11 x 15 x 16
Capacity (Volume)	12 cups
Wattage output	1800-watt
Basket	2
Power	120V/60Hz/1Ph 1800 Watts

### Features

---

Professional-style deep fryer with dual baskets.

- Holds up to 12 pounds
- The material the unit is made out of is aluminum and stainless steel
- The unit can be used to boil, steam, or fry food
- Adjustable thermostat and temperature control

# Top2

Dual burner cook top



## At a Glance

---

Model	DW
Dimensions WxDxH (inches)	22½ x 14 x 3
Power supply v/Hz/Ph	120/60/1
Amps	20
Watts	2000

Plug - each unit requires a single dedicated power supply.

## Features

---

- 2 electric burners
- Compact and lightweight

# Induction Burner

## Double Induction Cooktop



## At a Glance

Model	IB
Dimensions WxDxH (inches)	23.63"W x 14.18"D x 2.64"H
Voltage	120/
Wattage	3600 watts
Heating Elements	2

Plug - each unit requires a single dedicated power supply.

## Features

- Two Heating Zones
- Multiple Cooking Mode
- Lock Function
- Energy Efficient
- Compact & Versatile
- Programmable
- Stainless Steel

# MS12

Electric Meat Slicer  
12" Cutting Wheel



## At a Glance

---

Model	MS12
Dimensions WxDxH (inches)	23 x 18 x 16
Power supply v/Hz/Ph	120/60/1
Amps	15
Watts	1500

Plug - each unit requires a single dedicated power supply.

## Features

---

- Easy operation
- Slice precision
- Built-in safety features

# 200 Dry

## Self-Serve Counter Top Display



### At a Glance

---

Model	200 Dry
Dimensions WxDxH (inches)	35¼ x 21 x 28
Power supply v/Hz/Ph	120/60/1
Amps	5
Watts	500

Plug - each unit requires a single dedicated power supply.

### Features

---

- Gold or silver anodized finish
- Easy to clean surfaces and lines
- Glass walls
- Multi purpose
- Illuminated display
- Smooth finish
- Rounded corners
- Strong construction
- Simple plug In operation with simple controls

# Single Well Warmer

Heavy duty stainless-steel



## At a Glance

Model	SWW
Dimensions WxDxH (inches)	14.5"x 22.25"x 9.25"
Volts	120
Wattage	1200W
Amps	10
NEMA Plug	5-15P
Pan Opening	12" x 20"
Temperature Range	120° x 190°F
Pre-Heat Time to 180°F	120 minutes

Plug - each unit requires a single dedicated power supply.

## Features

- Commercial quality heavy duty stainless-steel construction
- Interior well is constructed of heavy duty 20-gauge 18/8 stainless steel
- Steel element support stabilizes heating elements and reflects heat toward food providing even heat distribution
- 6.5" deep well can accommodate food pans up to 4" deep
- Adjustable heating controls allows for keeping food warm at a desired temperature for an extended period
- Maintains food temperature more than 140°F
- Adjustable temperature ranges up to 212°F allows use as a slow cooker also
- 5" power cord with NEMA 5-15 plug



# Electric Warming Cabinet



## At a Glance

---

Model	EWC
Dimensions WxDxH (inches)	22.83" 33.27" 67.64"
Voltage	120V / 60Hz / 1 Ph
Watts	1500
Nominal Amps	12.5
NEMA Plug	5-15P
Unit Weight	160 lbs
Capacity (Full Size Sheet)	36

Plug - each unit requires a single dedicated power supply.

## Features

---

- Air baffle design and forced air circulation
- Easy to read LED thermometer
- Insulated door and cabinet with as low as 0.04W m2.K with thickness of 1.2 inch
- Corner bumpers prevent unit from impact
- Removable control drawer for easy cleaning and maintenance
- Four (4) 3" casters, two (2) with brakes, for mobility
- Holds up to 36 full size sheet pans; 1 1/2" of clearance between slides
- Insulated HPIC/HPIS models offer energy savings
- Supplied with 6.3' NEMA 5-15P cord with cable cover to provide additional electrical protection and safety

# MSU

Mobile Sink Unit  
For Hands and Utensils Only



## At a Glance

Model	MSU
Dimensions WxDxH (inches)	41 x 32½ x 45½
Power supply v/Hz/Ph	120/60/1
Amps	15
Watts	1500
Fresh water capacity	2 x 5 gallon or 18.92 liters
Waste tank capacity	2 x 7 gallon or 26.49 liters

Plug - each unit requires a single dedicated power supply.

## Features

- Hand sink cart with 2-compartment sink
- Two 5 gallon water tanks
- Two 7 gallon waste water tanks
- 2½ gallon hot water heater
- Soap dispenser and paper towel holder included
- Durable polyethylene construction
- Castors supplied with case

# HWS

## Two Person Accessible Hand Washing Station



### At a Glance

---

Model	HWS
Dimensions WxDxH (inches)	26½ x 21½ x 61
Fresh water capacity	22 gallon or 83.28 liters
Waste tank capacity	24 gallon or 90.85 liters

### Features

---

- 1,408 single uses (22-gallon fresh water capacity; 24-gallon gray water capacity)
- Two 30-ounce soap dispensers and four 250-sheet built-in paper towel dispensers
- Fits inside most portable restrooms for easy transport to job sites
- Built-in lift handles provide added mobility for positioning once on-site

# Ready Built Cold Rooms



## At a Glance

Model	Cold Room
External Width (inches)	94 ¼
External Length (inches)	117 ¾
External Height (inches)	93
Power Supply v/Hz/Ph	220/60/1
Amps	30

## Features

- "All-Weather" exterior
- Internal light
- Internal "glow in the dark" safety handle
- Easily made mobile
- Refrigerator & freezer temps available
- NSF approved "3-tier" racking included
- Secure, simple temperature control
- Non-slip floor
- Ramp included
- Fork lift friendly
- Lockable door - self closing
- Strong hinge system
- External gauge displaying box temperature
- Quiet operation of ETL approved condensing unit
- Health and safety code compliant
- Simply hardwire to your generator or existing power



# Modular walk-in cold and freezer rooms



8ft by 8ft Modular Walk-in Cold Room. (smallest size available) Length can be increased in 2ft increments. Width can be increased in 8ft increments with interior walls.

- Quickly built on-site
- Dual temperature
- Indoor and outdoor use
- Pallet size doors available.

From the world's largest sporting events to state fairs, festivals, care centers, emergency relief, construction renovation, and so much more, LOWE Cold Rooms provide the perfect refrigerated storage solution. Mobile & remote, climate controlled modular refrigeration / freezer cold rooms engineered for quiet efficiency even in the most challenging environments.





We Are Lowe.