

T H E
AESTHETIC SHOW

REGULATIONS & GUIDELINES

**BOOTH CONSTRUCTION REGULATIONS & DIAGRAMS
SPLIT-ISLAND PENINSULA BOOTH**

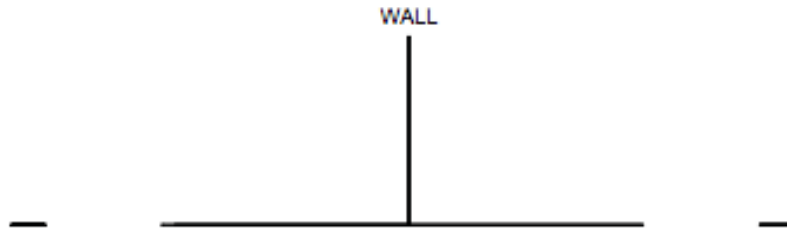
SPLIT-ISLAND PENINSULA BOOTH: Peninsula Booth which shares a common back wall with another Peninsula Booth. Peninsula Booths are 20' x 20' (6.096m x 6.096m) and larger.

- Maximum height of 16' (4.88m), or higher with Show Management approval. Booth presence (including signs/graphics) can be 20' with Show Management pre-approval. All renderings for Split-Island Peninsula booths must be sent to Jessica de Robinson by June 15, 2018. Email Jessica at jessica.derobinson@ubm.com
- If you have a hanging sign, there must be at least 3' (0.9144m) clearance from the highest point of the booth structure to the bottom of the sign and your entire booth presence cannot exceed 20' (6.096m). Hanging sign must be set back 10' (3.05m) from the adjacent booth.
- If you have any type of interactive display, you must have a 3' clearance from the aisle(s) to allow for crowds.
- All booths must be carpeted entirely due to safety and aesthetic reasons.
- All exhibitors must bring a copy of their US Engineer-stamped plans on-site for the Fire Marshal. The Fire Marshal reserves the right to deny booth construction without these plans.

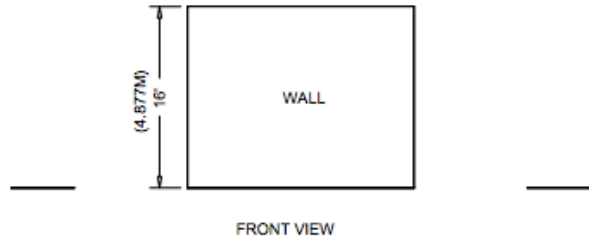
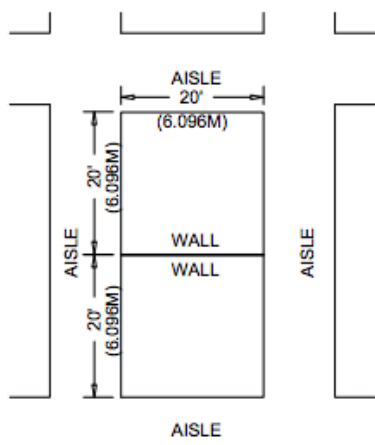
(Examples of peninsula booth on next page)

EXAMPLE OF A SPLIT-ISLAND BOOTH:

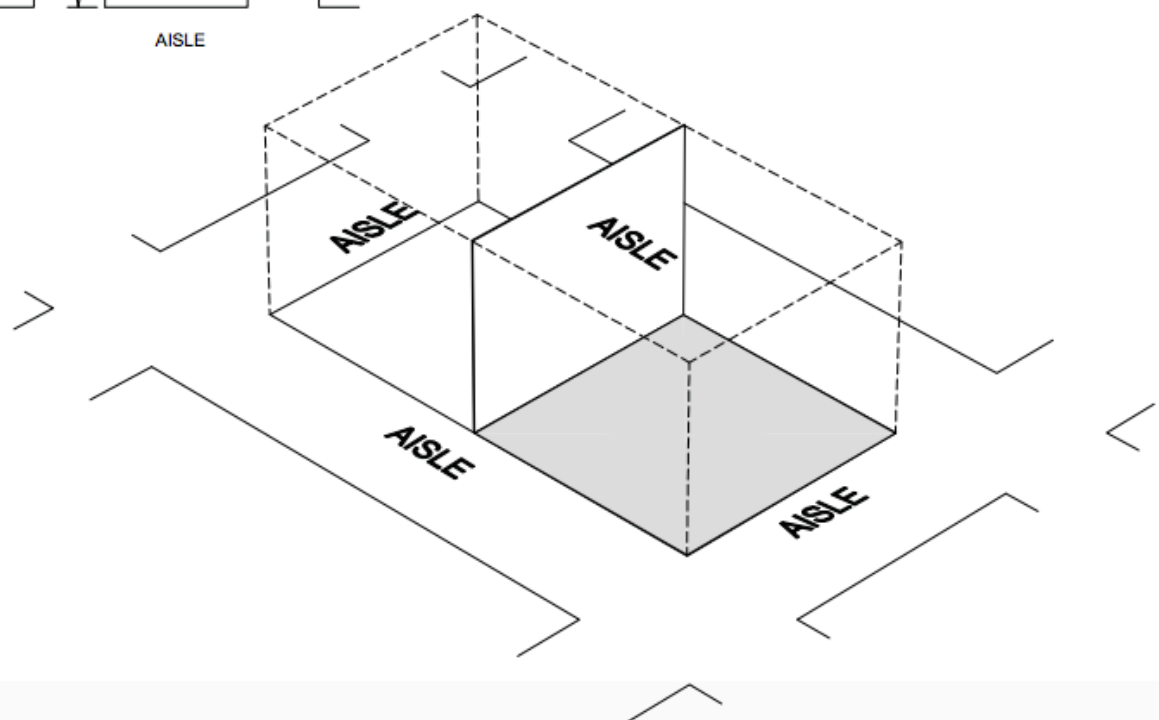
T H E
AESTHETIC SHOW



LEFT SIDE VIEW



FRONT VIEW



**SHOW MANAGEMENT MUST APPROVE ALL SPLIT ISLAND PENINSULA BOOTHS.
PLEASE SUBMIT YOUR DRAWINGS TO JESSICA DE ROBINSON BY JUNE 15, 2018.
EMAIL JESSICA AT: JESSICA.DEROBINSON@UBM.COM**