

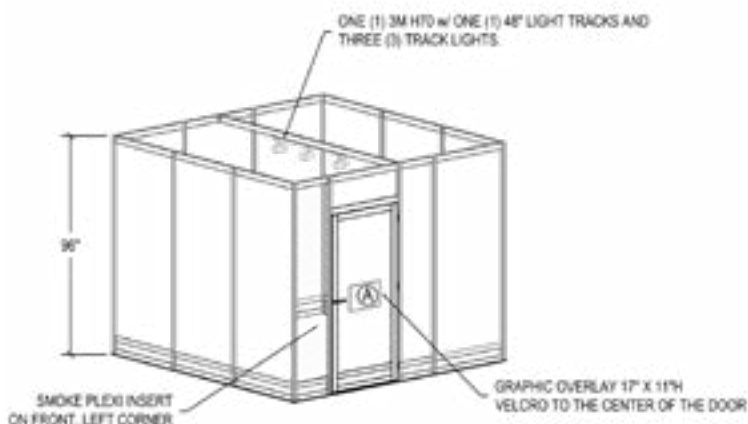
PRE-ORDERED BOOTH PACKAGES

EXECUTIVE SUITE PACKAGE TECHNICAL 10X10 SUITE

Modifications & substitutions to the Executive Suite Package are not allowed. Custom graphics, cleaning, vacuuming and additional electricity (if needed) is not included and can be ordered at the exhibitor's expense.



| Qty | Type | Insert Size | Visual Opening | Material | Color |
|-----|-------------------------------|--|--|----------|-------|
| 10 | Wall Panel (A) | 38 ¹ / ₈ " W x 86 ¹ / ₄ " H | 37 ⁹ / ₁₆ " W x 85 ³ / ₈ " H | Laminate | Birch |
| 2 | Wall Panel (B) | 18 ⁷ / ₁₆ " W x 86 ¹ / ₄ " H | 17 ⁷ / ₈ " W x 85 ³ / ₈ " H | Plexi | Smoke |
| 1 | Door | 3' W | | Laminate | Birch |
| 1 | ID Sign | 38 ¹ / ₈ " W x 12" H | | | |
| 1 | Table | | | | |
| 4 | Chairs | | | | |
| 1 | Carpet | 10' x 20' | | | Grey |
| | Track lighting w/ electricity | | | | |
| | Nightly vacuuming | | | | |



REQUIRED EXHIBITOR FORM

Exhibitors with an Executive Suite must complete the Executive Suite Setup Form by May 31, 2016

ORDER YOUR GRAPHICS THROUGH GES

GES National Servicer

Phone: 702-515-5970

Toll Free: 800-475-2098

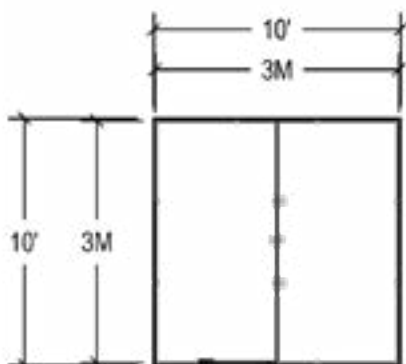
FAX Domestic: 866-329-1437

FAX International: 702-263-1520

WWW.GES.COM/CHAT

CHOOSING TO HANG YOUR OWN GRAPHICS?

- Graphics may only be hung on the interior of the Suite. Exterior graphics are not allowed for this package
- Booth packages are the property of GES. All graphics & hanging materials used to affix them must be completely removed from walls and furnishings upon departure in order to avoid cleaning fees.



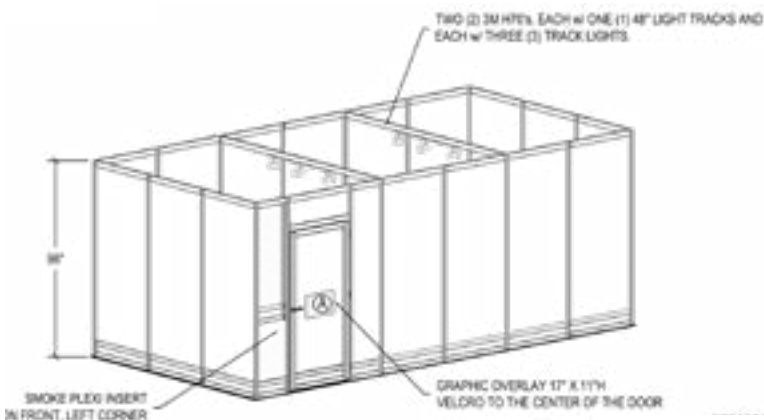
PRE-ORDERED BOOTH PACKAGES

EXECUTIVE SUITE PACKAGE TECHNICAL 10X20 CONFERENCE

Modifications & substitutions to the Executive Suite Package are not allowed. Custom graphics, cleaning, vacuuming and additional electricity (if needed) is not included and can be ordered at the exhibitor's expense.



| Qty | Type | Size | Visual Opening | Material | Color |
|-----|-------------------------------|--|--|----------|--------|
| 16 | 1M Wall Panels | 38 ¹ / ₈ " W x 86 ¹ / ₄ " H | 37 ⁹ / ₁₆ " W x 85 ³ / ₈ " H | Laminate | Birch |
| 1 | 1/2M Panels | 18 ⁷ / ₁₆ " W x 86 ¹ / ₄ " H | 17 ⁷ / ₈ " W x 85 ³ / ₈ " H | Laminate | Birch |
| 1 | 1/2M Panels | 18 ⁷ / ₁₆ " W x 86 ¹ / ₄ " H | 17 ⁷ / ₈ " W x 85 ³ / ₈ " H | Plexi | Smoke |
| 1 | Door | 3' W | | Laminate | Birch |
| 1 | ID Sign | 38 ¹ / ₈ " W x 12" H | | | |
| 1 | Locking Pedestal | 24" L x 24" D x 42" H | | | Black |
| 1 | Etagere | 30" L x 16" D x 70" H | | | Black |
| 1 | Conference Table w/ 6 Chairs | 6' | | | Blonde |
| 1 | Display Counter | 39" W x 20" D x 40" H | | | Black |
| 1 | Carpet | 10' x 20' | | | Grey |
| | Track lighting w/ electricity | | | | |
| | Nightly vacuuming | | | | |



REQUIRED EXHIBITOR FORM

Exhibitors with an Executive Suite must complete the Executive Suite Setup Form by May 31, 2016

ORDER YOUR GRAPHICS THROUGH GES

GES National Servicercenter

Phone: 702-515-5970

Toll Free: 800-475-2098

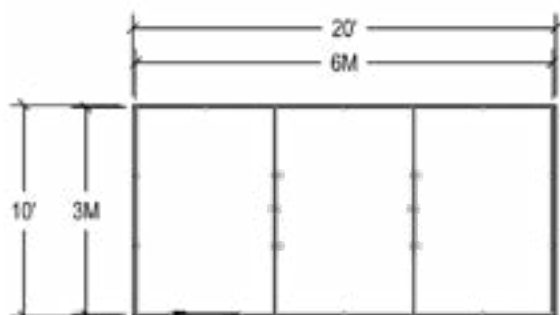
FAX Domestic: 866-329-1437

FAX International: 702-263-1520

WWW.GES.COM/CHAT

CHOOSING TO HANG YOUR OWN GRAPHICS?

- Graphics may only be hung on the interior of the Suite. Exterior graphics are not allowed for this package
- Booth packages are the property of GES. All graphics & hanging materials used to affix them must be completely removed from walls and furnishings upon departure in order to avoid cleaning fees.



PLAN VIEW

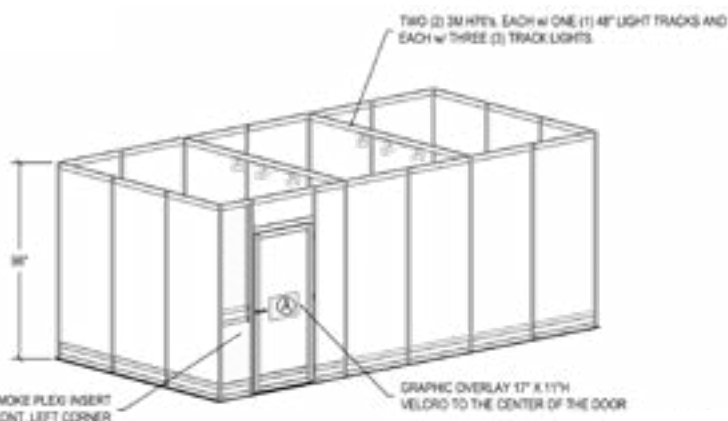
PRE-ORDERED BOOTH PACKAGES

EXECUTIVE SUITE PACKAGE TECHNICAL 10X20 LOUNGE

Modifications & substitutions to the Executive Suite Package are not allowed. Custom graphics, cleaning, vacuuming and additional electricity (if needed) is not included and can be ordered at the exhibitor's expense.



| Qty | Type | Size | Visual Opening | Material | Color |
|-----|-------------------------------|--|--|----------|-------|
| 16 | 1M Wall Panels | 38 ¹ / ₈ " W x 86 ¹ / ₄ " H | 37 ⁹ / ₁₆ " W x 85 ³ / ₈ " H | Laminate | Birch |
| 1 | 1/2M Panels | 18 ⁷ / ₁₆ " W x 86 ¹ / ₄ " H | 17 ⁷ / ₈ " W x 85 ³ / ₈ " H | Laminate | Birch |
| 1 | 1/2M Panels | 18 ⁷ / ₁₆ " W x 86 ¹ / ₄ " H | 17 ⁷ / ₈ " W x 85 ³ / ₈ " H | Plexi | Smoke |
| 1 | Door | 3' W | | Laminate | Birch |
| 1 | ID Sign | 38 ¹ / ₈ " W x 12" H | | | |
| 2 | Chairs | | | | Black |
| 1 | End Table | | | | Black |
| 1 | Locking Pedestal | 24" L x 24" D x 42" H | | | Black |
| 1 | Etagere | 30" L x 16" D x 70" H | | | Black |
| 1 | Round Table w/ 4 Chairs | 30" H x 40" Diameter | | | Black |
| 1 | Display Counter | 39" W x 20" D x 40" H | | | Black |
| 1 | Carpet | 10' x 20' | | | Grey |
| | Track lighting w/ electricity | | | | |
| | Nightly vacuuming | | | | |



REQUIRED EXHIBITOR FORM

Exhibitors with an Executive Suite must complete the Executive Suite Setup Form by May 31, 2016

ORDER YOUR GRAPHICS THROUGH GES

GES National Servicer

Phone: 702-515-5970

Toll Free: 800-475-2098

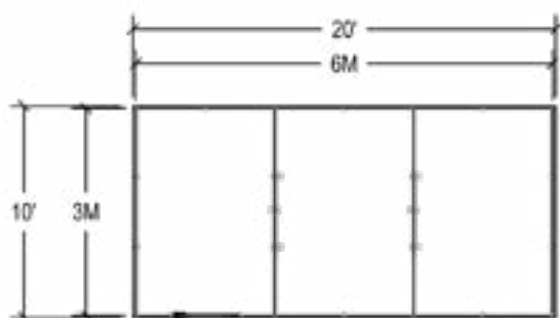
FAX Domestic: 866-329-1437

FAX International: 702-263-1520

WWW.GES.COM/CHAT

CHOOSING TO HANG YOUR OWN GRAPHICS?

- Graphics may only be hung on the interior of the Suite. Exterior graphics are not allowed for this package
- Booth packages are the property of GES. All graphics & hanging materials used to affix them must be completely removed from walls and furnishings upon departure in order to avoid cleaning fees.



PLAN VIEW

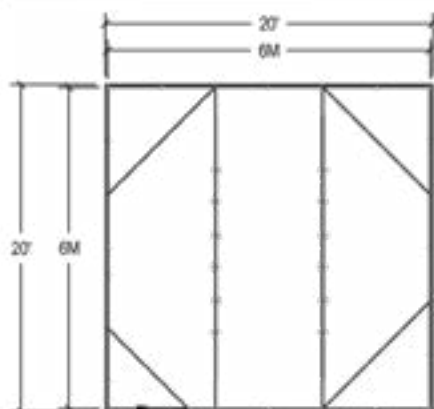
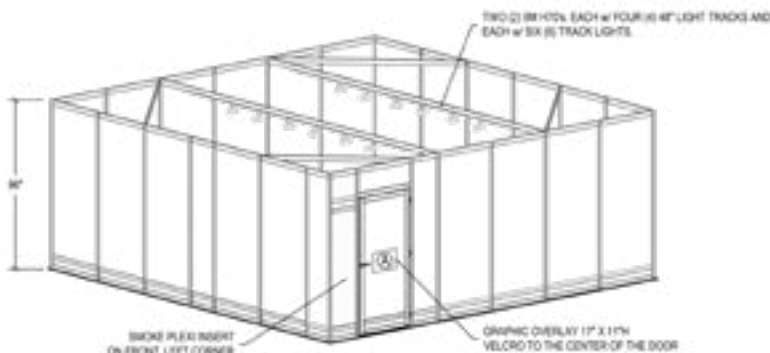
PRE-ORDERED BOOTH PACKAGES

EXECUTIVE SUITE PACKAGE TECHNICAL 20X20 CONFERENCE

Modifications & substitutions to the Executive Suite Package are not allowed. Custom graphics, cleaning, vacuuming and additional electricity (if needed) is not included and can be ordered at the exhibitor's expense.



| Qty | Type | Size | Visual Opening | Material | Color |
|-----|----------------------------------|--|--|----------|-------|
| 21 | 1 M Wall Panels | 38 ¹ / ₈ " W x 86 ¹ / ₄ " H | 37 ⁹ / ₁₆ " W x 85 ³ / ₈ " H | Laminate | Birch |
| 3 | 1/2 M Wall Panels | 18 ⁷ / ₁₆ " W x 86 ¹ / ₄ " H | 17 ⁷ / ₈ " W x 85 ³ / ₈ " H | Laminate | Birch |
| 1 | 1/2 M Wall Panels | 18 ⁷ / ₁₆ " W x 86 ¹ / ₄ " H | 17 ⁷ / ₈ " W x 85 ³ / ₈ " H | Plexi | Smoke |
| 1 | Door | 3' W | | Laminate | Birch |
| 1 | ID Sign | 38 ¹ / ₈ " W x 12" H | | | |
| 1 | Locking Pedestal | 24" L x 24" D x 42" H | | | Black |
| 1 | Etagere | 30" L x 16" D x 70" H | | | Black |
| 7 | Chairs | | | | |
| 2 | Round Tables w/ 4 Chairs each | 30" H x 40" Diameter | | | |
| 1 | Display Counter | 39" W x 20" D x 40" H | | | Black |
| 1 | Carpet | 20' x 20' | | | Grey |
| | Track lighting w/ electricity | | | | |
| | Nightly vacuuming | | | | |



REQUIRED EXHIBITOR FORM

Exhibitors with an Executive Suite must complete the Executive Suite Setup Form by May 31, 2016

ORDER YOUR GRAPHICS THROUGH GES

GES National Servicer

Phone: 702-515-5970

Toll Free: 800-475-2098

FAX Domestic: 866-329-1437

FAX International: 702-263-1520

WWW.GES.COM/CHAT

CHOOSING TO HANG YOUR OWN GRAPHICS?

- Graphics may only be hung on the interior of the Suite. Exterior graphics are not allowed for this package
- Booth packages are the property of GES. All graphics & hanging materials used to affix them must be completely removed from walls and furnishings upon departure in order to avoid cleaning fees.

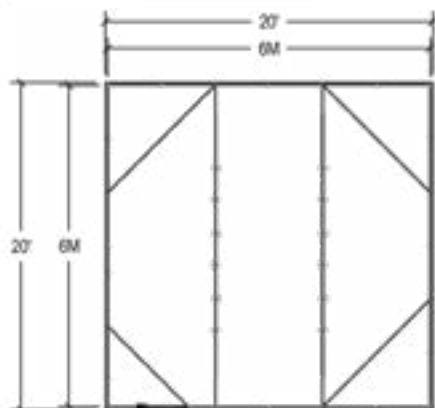
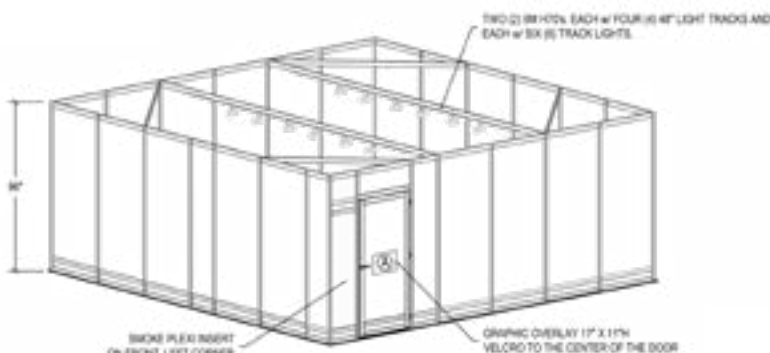
PRE-ORDERED BOOTH PACKAGES

EXECUTIVE SUITE PACKAGE TECHNICAL 20X20 LOUNGE

Modifications & substitutions to the Executive Suite Package are not allowed. Custom graphics, cleaning, vacuuming and additional electricity (if needed) is not included and can be ordered at the exhibitor's expense.



| Qty | Type | Size | Visual Opening | Material | Color |
|-----|----------------------------------|--|--|----------|-------|
| 21 | 1 M Wall Panels | 38 ¹ / ₈ " W x 86 ¹ / ₄ " H | 37 ⁹ / ₁₆ " W x 85 ³ / ₈ " H | Laminate | Birch |
| 3 | 1/2 M Wall Panels | 18 ⁷ / ₁₆ " W x 86 ¹ / ₄ " H | 17 ⁷ / ₈ " W x 85 ³ / ₈ " H | Laminate | Birch |
| 1 | 1/2 M Wall Panel | 18 ⁷ / ₁₆ " W x 86 ¹ / ₄ " H | 17 ⁷ / ₈ " W x 85 ³ / ₈ " H | Plexi | Smoke |
| 1 | Door | 3' W | | Laminate | Birch |
| 1 | ID Sign | 38 ¹ / ₈ " W x 12" H | | | |
| 2 | End Tables | 27" x 23" x 22" | | | Black |
| 1 | Coffee Table | 48" x 26" x 18" | | | Black |
| 2 | Chairs | 40" x 36" x 34" | | | Black |
| 1 | Loveseat | 64" x 36" x 34" | | | Black |
| 1 | Locking Pedestal | 24" L x 24" D x 42" H | | | Black |
| 1 | Etagere | 30" L x 16" D x 70" H | | | Black |
| 2 | Round Tables w/ 4 Chairs each | 30" H x 40" Diameter | | | |
| 1 | Display Counter | 39" W x 20" D x 40" H | | | Black |
| 1 | Carpet | 20' x 20' | | | Grey |
| | Track lighting w/ electricity | | | | |
| | Nightly vacuuming | | | | |



REQUIRED EXHIBITOR FORM

Exhibitors with an Executive Suite must complete the Executive Suite Setup Form by May 31, 2016

ORDER YOUR GRAPHICS THROUGH GES

GES National Servicer

Phone: 702-515-5970

Toll Free: 800-475-2098

FAX Domestic: 866-329-1437

FAX International: 702-263-1520

WWW.GES.COM/CHAT

CHOOSING TO HANG YOUR OWN GRAPHICS?

- Graphics may only be hung on the interior of the Suite. Exterior graphics are not allowed for this package
- Booth packages are the property of GES. All graphics & hanging materials used to affix them must be completely removed from walls and furnishings upon departure in order to avoid cleaning fees.

Deadline: May 31, 2016

DO YOU HAVE AN EXECUTIVE SUITE?

All exhibitors with an executive suite have the opportunity to choose between conference or lounge setup. Each setup comes with different furnishings, for a complete list of furnishings and setup options for your suite size, review the Executive Suite Technicals.


If we do not receive your submission by the above date we will set booth to the DEFAULT: Conference Room Setup, any changes made on-site to furniture or setup per the exhibitor's request will be charged directly to the exhibitor at the on-site carpenter rate!

Company Name: _____ Booth # _____


Contact: _____

Phone Number: _____ E-Mail Address: _____

Please check one box:



Option A - Conference Setup ☐



Option B - Lounge Setup ☐

For a complete list of furnishing within each setup option, please review the Executive Suite Technicals

Complete and return this form by MAY 31, 2016 to GES

GES National Servicer
Phone: 702-515-5970
Toll Free: 800-475-2098
FAX Domestic: 866-329-1437
FAX International: 702-263-1520
WWW.GES.COM/CHAT