



Intermodal Europe 2017

Rigging Order Form



Show Dates	Early Bird Deadline	Venue
28 th – 30 th November 2017	12 th October 2017	RAI Amsterdam, the Netherlands
Orders received on or before the 'early bird' deadline date will be charged at the 'early bird' prices.		
Orders received after the 'early bird' deadline will charged at the 'regular price'.		
Orders received after the 26 th of October will incur a surcharge of 25% on the 'regular price'.		

Cancellations can only be made prior to the 6th of November 2017. Cancellations made after this date will be subject to a cancellation fee of 50%.

Cancellations made after the 20th of November 2017 will be subject to a cancellation fee of 100%.

Basic conditions for suspended structures

All the materials to be used must be approved under EU Regulations.
The number of anchoring points depends on the type of structure and the individual loadings of each hall.

It is mandatory to use an additional security cable.

The motor to the structure should always be vertical and must be used with slings that hug the structure and should be joined with a shackle joined to the motor.

All suspended elements need to be approved by the management of each exhibition.

In some cases, the location of the stand can result in:

- Installation of an additional structures (also called pre-rigging), in order to make possible the installation of the hanging points, which will entail an extra charge.
- Technically it is not possible to install anchoring points.

The wooden elements that are to be hanged must be adequately fixed to an EU approved structure in order to ensure that the weight is adequately divided.

The approved structure will be the one fixed onto the anchoring points or elevating system.

Depending on the type of structure and the weight capacities of each pavilion, the division of weights of the structure will be taken into account in order to determine the number and location of the anchoring points needed for suspension.

We recommend the use of fireproof C1 cloth ceilings and 40% vent meshing, in order to ensure the proper functioning of smoke and fire detector systems.

It is highly recommended to use permanent rigging points of the point.

The rigging points are established with the help of steel wires either directly to the permanent rigging point in the ceiling or by bridling (depending on the wished placement).

Manual chain blocks or motor chain hoists can be ordered through GES, but it is also possible to order rigging points only and bring your own chain hoists.

It is not allowed to hang your own steel wires from the ceiling, this has to be done by our GES rigging specialists.



Plan the installation of your stand and order your rigging needs in advance.

This is the only way to take advantage of the discounted Early Bird Rate which is the 12th of October 2017.

Orders received on or before the 'early bird' deadline date will be charged at the 'early bird' prices.

Orders received after the 'early bird' deadline will charged at the 'regular price'.

Orders received after the 26th of October will incur a surcharge of 25% on the 'regular price'.

Cancellations can only be made prior to 6th of November 2017. Cancellations made after this date will be subject to a cancellation fee of 50%.

Cancellations made after the 20th of November 2017 will be subject to a cancellation fee of 100%.

Company <input style="width: 90%;" type="text"/>	VAT Number <input style="width: 90%;" type="text"/>
Address <input style="width: 100%;" type="text"/>	
Tel. <input style="width: 200px;" type="text"/>	E-mail <input style="width: 200px;" type="text"/>
Contact person <input style="width: 100%;" type="text"/>	
Exhibition <input style="width: 400px;" type="text" value="INTERMODAL EUROPE 2017"/>	
Venue: Amsterdam RAI	Hall <input style="width: 30px;" type="text" value="12"/> Stand <input style="width: 100px;" type="text"/>

If you have any queries or require further information please contact our ServiCentre:

GES Europe ServiCentre

Telephone: +44 (0) 2476 380 180
E-Mail: Intermodal@ges.com

IT IS ESSENTIAL TO SEND THE FOLLOWING:

- 1° Technical plan of stand location (see example on the right side)
AUTOCAD file (.dwg format) is needed
- 2° Elements to be suspended and their weights:

- 3° Type of rigging point (fixed or without safety steel / with safety steel / with safety steel + chain hoist or manual mechanism / with safety steel + electric motor):

- 4° Coordinates of rigging points on the stand layout plan and their position with regard to the general Hall plan:

- 5° Weight per anchorage point:

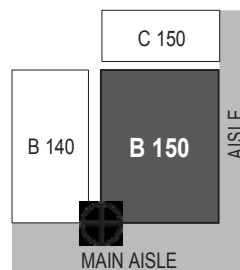
- 6° Type of motor:

- 7° Height of the rigging points:

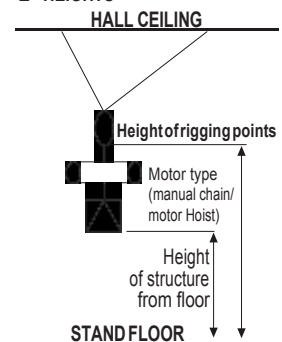
- 8° Height of structure from floor:

EXAMPLE OF HOW TO SUBMIT INFORMATION


1° STAND LOCATION



2° HEIGHTS



3° COORDINATES + WEIGHTS



COORDINATES OF RIGGING POINTS				
POINT	X	Y	HEIGHT	WEIGHT
P-1	2,30	2,00	7,00	77,05 Kg
P-2	5,30	2,00	7,00	80,85 Kg
P-3	8,30	2,00	7,00	88,75 Kg
P-4	2,30	4,50	7,00	66,30 Kg
P-5	5,30	4,50	7,00	66,30 Kg
P-6	8,30	4,50	7,00	66,30 Kg
P-7	11,30	8,00	8,00	43,90 Kg

DATES

	Day	Month	Year
Start of your building up	<input style="width: 30px;" type="text"/>	<input style="width: 30px;" type="text"/>	<input style="width: 30px;" type="text"/>
End of your building up	<input style="width: 30px;" type="text"/>	<input style="width: 30px;" type="text"/>	<input style="width: 30px;" type="text"/>
Start of your dismantling	<input style="width: 30px;" type="text"/>	<input style="width: 30px;" type="text"/>	<input style="width: 30px;" type="text"/>
End of your dismantling	<input style="width: 30px;" type="text"/>	<input style="width: 30px;" type="text"/>	<input style="width: 30px;" type="text"/>

NOTE: If you need build-up and break-down power for rigging, please make sure to order this additionally (see Mains Order Form).